

QUARTERLY REPORT OF REVENUE AND OTHER RECEIPTS
As at the Quarter Ending March 31, 2026

Department : State Universities and Colleges (SUCs)
 Agency/Entity : University of the Philippines System
 Operating Unit : < not applicable >
 Organization Code (UACS) : 08 008 0000000
 Fund Cluster : 05 - Internally Generated Funds

Classification/Sources of Revenue and Other Receipts	UACS CODE	REVENUE TARGET (Annual) per BESF	Actual Revenue and Other Receipts Collections					Cumulative Remittance/Deposits to Date			Variance		Remarks
			1st Quarter Ending March 31	2nd Quarter Ending June 30	3rd Quarter Ending September 30	4th Quarter Ending December 31	Total	Remittance to BTr	Deposited with AGDB	Total	Amount	%	
1	2	3	4	5	6	7	8=(4+5+6+7)	9	10	11=(9+10)	12=(8-3)	13=(12/3)	14
Internally Generated Funds		301,290,104.00	55,704,795.00	0.00	0.00	0.00	55,704,795.00	0.00	0.00	0.00	(245,585,309.00)	-82 %	
Revenue Collections		297,895,274.00	55,692,974.00	0.00	0.00	0.00	55,692,974.00	0.00	0.00	0.00	(242,202,300.00)	-81 %	
Cash Revenue		297,895,274.00	55,692,974.00	0.00	0.00	0.00	55,692,974.00	0.00	0.00	0.00	(242,202,300.00)	-81 %	
Not Applicable		297,895,274.00	55,692,974.00	0.00	0.00	0.00	55,692,974.00	0.00	0.00	0.00	(242,202,300.00)	-81 %	
Registration Fees	4020102000	2,674,000.00	5,800.00	0.00	0.00	0.00	5,800.00	0.00	0.00	0.00	(2,668,200.00)	-100 %	
Clearance Fees	4020104001	185,422.00	101,358.00	0.00	0.00	0.00	101,358.00	0.00	0.00	0.00	(84,064.00)	-45 %	
Certification Fees	4020104002	1,397,578.00	353,295.00	0.00	0.00	0.00	353,295.00	0.00	0.00	0.00	(1,044,283.00)	-75 %	
Other Verification and Authentication Fees	4020111099	35,292.00	5,408.00	0.00	0.00	0.00	5,408.00	0.00	0.00	0.00	(29,884.00)	-85 %	
Fines and Penalties - Service Income	4020114000	199,795.00	31,756.00	0.00	0.00	0.00	31,756.00	0.00	0.00	0.00	(168,039.00)	-84 %	
Other Service Income	4020199099	9,832,241.00	3,889,802.00	0.00	0.00	0.00	3,889,802.00	0.00	0.00	0.00	(5,942,439.00)	-60 %	
Tuition Fees	4020201001	273,607,595.00	43,166,867.00	0.00	0.00	0.00	43,166,867.00	0.00	0.00	0.00	(230,440,728.00)	-84 %	
Income Collected from Students	4020201002	3,504,393.00	5,993,295.00	0.00	0.00	0.00	5,993,295.00	0.00	0.00	0.00	2,488,902.00	71 %	
Other School Fees	4020201099	6,458,958.00	2,145,393.00	0.00	0.00	0.00	2,145,393.00	0.00	0.00	0.00	(4,313,565.00)	-67 %	
Non-Revenue Collections/Other Receipts		3,394,830.00	11,821.00	0.00	0.00	0.00	11,821.00	0.00	0.00	0.00	(3,383,009.00)	-100 %	
Non-Cash Revenue		3,394,830.00	11,821.00	0.00	0.00	0.00	11,821.00	0.00	0.00	0.00	(3,383,009.00)	-100 %	
Not Applicable		3,394,830.00	11,821.00	0.00	0.00	0.00	11,821.00	0.00	0.00	0.00	(3,383,009.00)	-100 %	
Miscellaneous Income	4060999000	3,394,830.00	11,821.00	0.00	0.00	0.00	11,821.00	0.00	0.00	0.00	(3,383,009.00)	-100 %	
GRAND TOTAL		301,290,104.00	55,704,795.00	0.00	0.00	0.00	55,704,795.00	0.00	0.00	0.00	(245,585,309.00)	-82 %	

[Signature]
 Certified Correct:
 RONNIE B. PAGAL
 Director II, UPS-Accounting Office
 Date: April 23, 2026 03:22 PM


[Signature]
 Recommending Approval By:
 JOSELITO G. FLORENDO
 Vice President for Planning and Finance
 Date: April 23, 2026 06:17 PM

[Signature]
 Approved By:
 ATTY. ANGELO A. JIMENEZ
 President
 Date: April 27, 2026 08:41 PM

QUARTERLY REPORT OF REVENUE AND OTHER RECEIPTS
As of the Quarter Ending 31 March 2026

Department : STATE UNIVERSITIES AND COLLEGES
 Agency : UNIVERSITY OF THE PHILIPPINES SYSTEM
 Operating Unit : 008
 Organization Code (UACS) : 08 008 00 00000
 Fund Cluster : 05 - INTERNALLY GENERATED FUNDS (Retained Income)

CLASSIFICATION / SOURCES OF REVENUE AND OTHER RECEIPTS	UACS Code	REVENUE TARGET (Annual)	ACTUAL REVENUE AND OTHER RECEIPTS COLLECTIONS					CUMULATIVE REMITTANCE /DEPOSITS TO DATE			VARIANCE		Remarks	
			UNIVERSITY OF THE PHILIPPINES SYSTEM											
			1st Quarter	2nd Quarter	3rd Quarter	4th Quarter	TOTAL	Remittance to BTr	Deposited with AGDB	Total	Amount	%		
1	2	3	4	5	6	7	8=(4+5+6+7)	9	10	11=(9+10)	12=(8-3)	13 = (12 / 3)	14	
E. Internally Generated Funds/Retained Income Fund (Fund Cluster Code 05)														
E.1. Revenue Collections														
E.1.1 Cash Revenue														
Clearance & Certification Fees-Clearance Fees	4020104001	185,668	101,358	-	-	-	101,358	-	101,358	101,358	(84,310)	-45%		
Clearance & Certification Fees-Certification Fees	4020104002	1,397,578	353,295	-	-	-	353,295	-	353,295	353,295	(1,044,283)	-75%		
Verification and Authentication Fees-Other Verification a	4020111099	35,292	5,408	-	-	-	5,408	-	5,408	5,408	(29,884)	-85%		
Fines and Penalties - Service Income	4020114000	199,795	31,756	-	-	-	31,756	-	31,756	31,756	(168,039)	-84%		
School Fees-Tuition Fees	4020201001	273,607,595	43,166,867	-	-	-	43,166,867	-	43,166,867	43,166,867	(230,440,728)	-84%		
School Fees-Income collected from Students	4020201002	3,504,393	5,993,295	-	-	-	5,993,295	-	5,993,295	5,993,295	2,488,902	71%		
School Fees-Other School Fees	4020201099	6,458,958	2,145,393	-	-	-	2,145,393	-	2,145,393	2,145,393	(4,313,565)	-67%		
Registration Fees	4020102000	2,674,000	5,800	-	-	-	5,800	-	5,800	5,800	(2,668,200)	-100%		
Other Service Income-Other Service Income	4020199099	9,832,241	3,889,802	-	-	-	3,889,802	-	3,889,802	3,889,802	(5,942,439)	-60%		
E.1.2 Non-Cash Revenue														
Collections effected through outright deductions from claims														
Miscellaneous income (e.g., liquidated damages)	4060999000	3,394,830	11,821	-	-	-	11,821	-	11,821	11,821	(3,383,009)	-100%		
TOTAL		301,290,350	55,704,795	-	-	-	55,704,795	-	55,704,795	55,704,795	(245,585,555)	-82%		

Certified Correct:

RONNIE B. PAGAL
 Director, System Accounting Office
 Date: 28 April 2026

Recommending Approval By:

JOSELITO G. FLORENDO
 Vice President for Planning and Finance
 Date: 28 April 2026


Approved By:

ANGELO A. JIMENEZ
 President
 Date: 28 April 2026

QUARTERLY REPORT OF REVENUE AND OTHER RECEIPTS
As at the Quarter Ending March 31, 2026


Department : State Universities and Colleges (SUCs)
 Agency/Entity : University of the Philippines System
 Operating Unit : < not applicable >
 Organization Code (UACS) : 08 008 0000000
 Fund Cluster : 06 - Business Related Funds

Classification/Sources of Revenue and Other Receipts	UACS CODE	REVENUE TARGET (Annual) per BESF	Actual Revenue and Other Receipts Collections					Cumulative Remittance/Deposits to Date			Variance		Remarks
			1st Quarter Ending March 31	2nd Quarter Ending June 30	3rd Quarter Ending September 30	4th Quarter Ending December 31	Total	Remittance to BTr	Deposited with AGDB	Total	Amount	%	
1	2	3	4	5	6	7	8=(4+5+6+7)	9	10	11=(9+10)	12=(8-3)	13=(12/3)	14
Business Related Funds		5,530,290,650.00	1,192,113,303.00	0.00	0.00	0.00	1,192,113,303.00	0.00	0.00	0.00	(4,338,177,347.00)	-78 %	
Revenue Collections		5,530,290,650.00	1,192,113,303.00	0.00	0.00	0.00	1,192,113,303.00	0.00	0.00	0.00	(4,338,177,347.00)	-78 %	
Cash Revenue		5,530,290,650.00	1,192,113,303.00	0.00	0.00	0.00	1,192,113,303.00	0.00	0.00	0.00	(4,338,177,347.00)	-78 %	
Not Applicable		5,530,290,650.00	1,192,113,303.00	0.00	0.00	0.00	1,192,113,303.00	0.00	0.00	0.00	(4,338,177,347.00)	-78 %	
Drugs and Medicines	1040101002	137,472,009.00	50,257,683.00	0.00	0.00	0.00	50,257,683.00	0.00	0.00	0.00	(87,214,326.00)	-63 %	
Affiliation Fees	4020202000	1,333,936.00	363,351.00	0.00	0.00	0.00	363,351.00	0.00	0.00	0.00	(970,585.00)	-73 %	
Seminar/Training Fees	4020204000	1,476,536.00	602,496.00	0.00	0.00	0.00	602,496.00	0.00	0.00	0.00	(874,040.00)	-59 %	
Rent/Lease Income	4020205000	731,759,311.00	212,028,549.00	0.00	0.00	0.00	212,028,549.00	0.00	0.00	0.00	(519,730,762.00)	-71 %	
Income from Hostels/Dormitories and other Like facilities	4020213000	32,379,357.00	6,540,717.00	0.00	0.00	0.00	6,540,717.00	0.00	0.00	0.00	(25,838,640.00)	-80 %	
Income from Printing and Publication	4020215000	20,251,616.00	5,584,868.00	0.00	0.00	0.00	5,584,868.00	0.00	0.00	0.00	(14,666,748.00)	-72 %	
Medical Supplies	4020217002	527,819.00	185,865.00	0.00	0.00	0.00	185,865.00	0.00	0.00	0.00	(341,954.00)	-65 %	
Medical Fees - Operating Room	4020217003	147,490,076.00	9,901,014.00	0.00	0.00	0.00	9,901,014.00	0.00	0.00	0.00	(137,589,062.00)	-93 %	
Medical Fees - Radiology	4020217004	180,058,080.00	24,778,943.00	0.00	0.00	0.00	24,778,943.00	0.00	0.00	0.00	(155,279,137.00)	-86 %	
Medical Fees - Laboratory	4020217005	385,785,322.00	67,383,901.00	0.00	0.00	0.00	67,383,901.00	0.00	0.00	0.00	(318,401,421.00)	-83 %	
Medical Fees - Cardio-Vascular Services	4020217007	3,214,451.00	595,109.00	0.00	0.00	0.00	595,109.00	0.00	0.00	0.00	(2,619,342.00)	-81 %	
Medical Fees - Physical Medicine & Rehabilitation Services	4020217009	16,142,589.00	2,789,457.00	0.00	0.00	0.00	2,789,457.00	0.00	0.00	0.00	(13,353,132.00)	-83 %	
Medical Fees - Neurology Services	4020217011	8,831,682.00	1,977,129.00	0.00	0.00	0.00	1,977,129.00	0.00	0.00	0.00	(6,854,553.00)	-78 %	
Other Fees	4020217099	1,215,163,840.00	302,159,837.00	0.00	0.00	0.00	302,159,837.00	0.00	0.00	0.00	(913,004,003.00)	-75 %	
Interest on NG Deposits	4020221001	9,999,130.00	1,111,374.00	0.00	0.00	0.00	1,111,374.00	0.00	0.00	0.00	(8,887,756.00)	-89 %	
Others	4020221099	2,210,077,688.00	457,044,696.00	0.00	0.00	0.00	457,044,696.00	0.00	0.00	0.00	(1,753,032,992.00)	-79 %	
Fines and Penalties - Business Income	4020223000	42,054,416.00	17,993,379.00	0.00	0.00	0.00	17,993,379.00	0.00	0.00	0.00	(24,061,037.00)	-57 %	
Other Business Income	4020299099	89,364,256.00	21,298,635.00	0.00	0.00	0.00	21,298,635.00	0.00	0.00	0.00	(68,065,621.00)	-76 %	
Subsidy from other National Government Agencies	4030102000	233,724,433.00	0.00	0.00	0.00	0.00	0.00	0.00	0.00	0.00	(233,724,433.00)	-100 %	
Gain in Foreign Exchange (FOREX)	4050101000	1,893,327.00	7,121,989.00	0.00	0.00	0.00	7,121,989.00	0.00	0.00	0.00	5,228,662.00	276 %	
Other Gains	4050199000	58,747,727.00	1,510,308.00	0.00	0.00	0.00	1,510,308.00	0.00	0.00	0.00	(57,237,419.00)	-97 %	
Miscellaneous Income	4060999000	2,543,049.00	884,003.00	0.00	0.00	0.00	884,003.00	0.00	0.00	0.00	(1,659,046.00)	-65 %	
GRAND TOTAL		5,530,290,650.00	1,192,113,303.00	0.00	0.00	0.00	1,192,113,303.00	0.00	0.00	0.00	(4,338,177,347.00)	-78 %	

Certified Correct:

 RONNIE B. PAGAL
 Director II, UPS - Accounting Office
 Date: April 23, 2026 06:17 PM

Recommended Approval By:


 JOSELITO G. FLORENDO
 Vice President for Planning and Finance
 Date: April 23, 2026 06:17 PM

Approved By:

 ATTY. ANGELO A. JIMENEZ
 President
 Date: April 27, 2026 03:41 PM

QUARTERLY REPORT OF REVENUE AND OTHER RECEIPTS
As of the Quarter Ending 31 March 2026

Department : STATE UNIVERSITIES AND COLLEGES
 Agency : UNIVERSITY OF THE PHILIPPINES SYSTEM
 Operating Unit : 008
 Organization Code (UACS) : 08 008 00 00000
 Fund Cluster : 06 - BUSINESS RELATED FUNDS (Revolving Funds)

CLASSIFICATION / SOURCES OF REVENUE AND OTHER RECEIPTS	UACS Code	REVENUE TARGET (Annual)	ACTUAL REVENUE AND OTHER RECEIPTS COLLECTIONS					CUMULATIVE REMITTANCE /DEPOSITS TO DATE			VARIANCE		Remarks
			UNIVERSITY OF THE PHILIPPINES SYSTEM										
			1st Quarter	2nd Quarter	3rd Quarter	4th Quarter	TOTAL	Remittance to BTr	Deposited with AGDB	Total	Amount	%	
1	2	3	4	5	6	7	8=(4+5+6+7)	9	10	11=(9+10)	12=(8-3)	13 = (12 / 3)	14
F. Business Related Funds/Revolving Funds (Fund Cluster Code 06)													
F.1. Revenue Collections													
F.1.1 Cash Revenue													
Affiliation Fees	4020202000	1,333,936	363,351	-	-	-	363,351	-	363,351	363,351	(970,585)	-73%	
Seminar/Training Fees	4020204000	1,476,536	602,496	-	-	-	602,496	-	602,496	602,496	(874,040)	-59%	
Rent/Lease Income	4020205000	731,759,311	212,028,549	-	-	-	212,028,549	-	212,028,549	212,028,549	(519,730,762)	-71%	
Income from Hostels/Dormitories and Other Facilities	4020213000	32,379,357	6,540,717	-	-	-	6,540,717	-	6,540,717	6,540,717	(25,838,640)	-80%	
Income from Printing and Publication	4020215000	20,251,616	5,584,868	-	-	-	5,584,868	-	5,584,868	5,584,868	(14,666,748)	-72%	
Hospital Fees-Drugs and Medicines	4020217001	137,472,009	50,257,683	-	-	-	50,257,683	-	50,257,683	50,257,683	(87,214,326)	-63%	
Hospital Fees-Medical Supplies	4020217002	527,819	185,865	-	-	-	185,865	-	185,865	185,865	(341,954)	-65%	
Hospital Fees-Medical Fees-Operating Room	4020217003	147,490,076	9,901,014	-	-	-	9,901,014	-	9,901,014	9,901,014	(137,589,062)	-93%	
Hospital Fees-Medical Fees-Radiology	4020217004	180,058,080	24,778,943	-	-	-	24,778,943	-	24,778,943	24,778,943	(155,279,137)	-86%	
Hospital Fees-Medical Fees-Laboratory	4020217005	385,785,322	67,383,901	-	-	-	67,383,901	-	67,383,901	67,383,901	(318,401,421)	-83%	
Hospital Fees-Medical Fees-Cardio-Vascular Services	4020217007	3,214,451	595,109	-	-	-	595,109	-	595,109	595,109	(2,619,342)	-81%	
Hospital Fees-Medical Fees-Physical Medicine & Rehabilitation S	4020217009	16,142,589	2,789,457	-	-	-	2,789,457	-	2,789,457	2,789,457	(13,353,132)	-83%	
Hospital Fees-Medical Fees-Neurology Services	4020217011	8,831,682	1,977,129	-	-	-	1,977,129	-	1,977,129	1,977,129	(6,854,553)	-78%	
Hospital Fees-Other Fees	4020217099	1,215,163,840	302,159,837	-	-	-	302,159,837	-	302,159,837	302,159,837	(913,004,003)	-75%	
Interest Income-	4020221000	140,000,000	37,984,768	-	-	-	37,984,768	-	37,984,768	37,984,768	(102,015,232)	-73%	
Interest Income-Interest on NG Deposits	4020221001	9,999,130	1,111,374	-	-	-	1,111,374	-	1,111,374	1,111,374	(8,887,756)	-89%	
Interest Income	4020221003	1,852,003,669	345,628,678	-	-	-	345,628,678	-	345,628,678	345,628,678	(1,506,374,991)	-81%	
Interest Income-Bank	4020221003	-	5,845	-	-	-	5,845	-	5,845	5,845	5,845	0%	
Interest Income-Student Loan	4020221003	-	2,719	-	-	-	2,719	-	2,719	2,719	2,719	0%	
Interest Income-Others	4020221099	218,074,019	73,422,686	-	-	-	73,422,686	-	73,422,686	73,422,686	(144,651,333)	-66%	
Fines and Penalties - Business Income	4020223000	42,054,416	17,993,379	-	-	-	17,993,379	-	17,993,379	17,993,379	(24,061,037)	-57%	
Other Business Income	4020299000	26,000,000	8,425,275	-	-	-	8,425,275	-	8,425,275	8,425,275	(17,574,725)	-68%	
Other Business Income-Other Business Income	4020299099	63,364,256	12,873,360	-	-	-	12,873,360	-	12,873,360	12,873,360	(50,490,896)	-80%	
Subsidy from Other National Government Agencies	4030102000	233,724,433	-	-	-	-	-	-	-	-	(233,724,433)	-100%	
Gain on Foreign Exchange (FOREX)	4050101000	1,893,327	7,121,989	-	-	-	7,121,989	-	7,121,989	7,121,989	5,228,662	276%	
Other Gains	4050199000	58,747,727	1,510,308	-	-	-	1,510,308	-	1,510,308	1,510,308	(57,237,419)	-97%	
Miscellaneous income (e.g., liquidated damages, proceeds from	4060999000	2,543,049	884,003	-	-	-	884,003	-	884,003	884,003	(1,659,046)	-65%	
TOTAL		5,530,290,650	1,192,113,303	-	-	-	1,192,113,303	-	1,192,113,303	1,192,113,303	(4,338,177,347)	-78%	

Certified by:

RONNIE B. PAGAL
 Director, System Accounting Office
 Date: 28 April 2026

Recommending Approval By:

JOSELITO G. FLORENDO
 Vice President for Planning and Finance
 Date: 28 April 2026


Approved by:

ANGELO A. JIMENEZ
 President
 Date: 28 April 2026

QUARTERLY REPORT OF REVENUE AND OTHER RECEIPTS
As at the Quarter Ending March 31, 2026


Department : State Universities and Colleges (SUCs)
 Agency/Entity : University of the Philippines System
 Operating Unit : < not applicable >
 Organization Code (UACS) : 08 008 0000000
 Fund Cluster : 07 - Trust Receipts

Classification/Sources of Revenue and Other Receipts	UACS CODE	REVENUE TARGET (Annual) per BESF	Actual Revenue and Other Receipts Collections					Cumulative Remittance/Deposits to Date			Variance		Remarks
			1st Quarter Ending March 31	2nd Quarter Ending June 30	3rd Quarter Ending September 30	4th Quarter Ending December 31	Total	Remittance to BTr	Deposited with AGDB	Total	Amount	%	
1	2	3	4	5	6	7	8=(4+5+6+7)	9	10	11=(9+10)	12=(8-3)	13=(12/3)	14
Trust Receipts		0.00	571,432,859.00	0.00	0.00	0.00	571,432,859.00	0.00	0.00	0.00	571,432,859.00	0%	
Inter-Agency Transferred Funds (IATF) Deposited with the National Treasury		0.00	1,426,069.00	0.00	0.00	0.00	1,426,069.00	0.00	0.00	0.00	1,426,069.00	0%	
Due to NGA		0.00	1,426,069.00	0.00	0.00	0.00	1,426,069.00	0.00	0.00	0.00	1,426,069.00	0%	
Other Trust Receipts Deposited with the National Treasury		0.00	10,000.00	0.00	0.00	0.00	10,000.00	0.00	0.00	0.00	10,000.00	0%	
Retention Fee		0.00	10,000.00	0.00	0.00	0.00	10,000.00	0.00	0.00	0.00	10,000.00	0%	
Trust Receipts Deposited with Authorized Government Depository Banks (AGDB)		0.00	569,996,790.00	0.00	0.00	0.00	569,996,790.00	0.00	0.00	0.00	569,996,790.00	0%	
Proceeds from Sale of Bid Documents		0.00	53,018.00	0.00	0.00	0.00	53,018.00	0.00	0.00	0.00	53,018.00	0%	
PGH Canteen		0.00	366,835.00	0.00	0.00	0.00	366,835.00	0.00	0.00	0.00	366,835.00	0%	
Medical Research Laboratory		0.00	1,300,833.00	0.00	0.00	0.00	1,300,833.00	0.00	0.00	0.00	1,300,833.00	0%	
Sentro Ophthalmologico Jose Rizal		0.00	2,915,442.00	0.00	0.00	0.00	2,915,442.00	0.00	0.00	0.00	2,915,442.00	0%	
Pharmacy		0.00	77,184,245.00	0.00	0.00	0.00	77,184,245.00	0.00	0.00	0.00	77,184,245.00	0%	
Donation		0.00	130,394.00	0.00	0.00	0.00	130,394.00	0.00	0.00	0.00	130,394.00	0%	
Computer Loan Fund		0.00	854.00	0.00	0.00	0.00	854.00	0.00	0.00	0.00	854.00	0%	
Scholarship Fund		0.00	1,544,018.00	0.00	0.00	0.00	1,544,018.00	0.00	0.00	0.00	1,544,018.00	0%	
TF Student Fees		0.00	5,869.00	0.00	0.00	0.00	5,869.00	0.00	0.00	0.00	5,869.00	0%	
Other Trust Receipts		0.00	1,126,196.00	0.00	0.00	0.00	1,126,196.00	0.00	0.00	0.00	1,126,196.00	0%	
Dorm and Guest House		0.00	1,012,056.00	0.00	0.00	0.00	1,012,056.00	0.00	0.00	0.00	1,012,056.00	0%	
Fabrication Laboratory		0.00	44,392.00	0.00	0.00	0.00	44,392.00	0.00	0.00	0.00	44,392.00	0%	
Due to NGAS		0.00	431,263,793.00	0.00	0.00	0.00	431,263,793.00	0.00	0.00	0.00	431,263,793.00	0%	
Due to GOCCS		0.00	926,920.00	0.00	0.00	0.00	926,920.00	0.00	0.00	0.00	926,920.00	0%	
Due to LGUs		0.00	7,347,464.00	0.00	0.00	0.00	7,347,464.00	0.00	0.00	0.00	7,347,464.00	0%	
Interest Income		0.00	9,414.00	0.00	0.00	0.00	9,414.00	0.00	0.00	0.00	9,414.00	0%	
Trust Liabilities		0.00	44,359,539.00	0.00	0.00	0.00	44,359,539.00	0.00	0.00	0.00	44,359,539.00	0%	
Other Payables		0.00	360,145.00	0.00	0.00	0.00	360,145.00	0.00	0.00	0.00	360,145.00	0%	
Interactive Learning Center		0.00	45,363.00	0.00	0.00	0.00	45,363.00	0.00	0.00	0.00	45,363.00	0%	
GRAND TOTAL		0.00	571,432,859.00	0.00	0.00	0.00	571,432,859.00	0.00	0.00	0.00	571,432,859.00	0%	

Certified Correct:

 RONNIE B. PAGAL
 Director II, UPS-Accounting Office
 Date: April 23, 2026 03:22 PM

Recommending Approval By:


 JOSE LITO G. FLORENDO
 Vice President for Planning and Finance
 Date: April 23, 2026 06:17 AM

Approved By:

 ATTY. ANGELO A. JIMENEZ
 President
 Date: April 27, 2026 03:41 PM

QUARTERLY REPORT OF REVENUE AND OTHER RECEIPTS
As of the Quarter Ending 31 March 2026

Department : STATE UNIVERSITIES AND COLLEGES
 Agency : UNIVERSITY OF THE PHILIPPINES SYSTEM
 Operating Unit : 008
 Organization Code (UACS) : 08 008 00 00000
 Fund Cluster : 07 - TRUST RECEIPTS

CLASSIFICATION / SOURCES OF REVENUE AND OTHER RECEIPTS	UACS Code	REVENUE TARGET (Annual)	ACTUAL REVENUE AND OTHER RECEIPTS COLLECTIONS					CUMULATIVE REMITTANCE /DEPOSITS TO DATE			VARIANCE		Remarks	
			UNIVERSITY OF THE PHILIPPINES SYSTEM											
			1st Quarter	2nd Quarter	3rd Quarter	4th Quarter	TOTAL	Remittance to BTr	Deposited with AGDB	Total	Amount	%		
1	2	3	4	5	6	7	8=(4+5+6+7)	9	10	11=(9+10)	12=(8-3)	13 = (12 / 3)	14	
G. Trust Receipts (Fund Cluster Code 07)														
G.1. Inter-Agency Transferred Funds (IATF) Deposited with the National Treasury														
Due to NGAs			1,426,069	-	-	-	1,426,069		1,426,069	1,426,069	(3,573,931)	0%		
G.2. Other Trust Receipts Deposited with the National Treasury														
Retention Fee			10,000	-	-	-	10,000		10,000	10,000	(90,000)	0%		
G.3. Trust Receipts Deposited with Authorized Government Depository Banks (AGDB)														
Proceeds from sale of bid documents			53,018	-	-	-	53,018		53,018	53,018	(250,082)	0%		
PGH Canteen			366,835	-	-	-	366,835		366,835	366,835	(5,585,165)	0%		
Medical Research Laboratory			1,300,833	-	-	-	1,300,833		1,300,833	1,300,833	(18,699,167)	0%		
Sentro Ophthalmologico Jose Rizal			2,915,442	-	-	-	2,915,442		2,915,442	2,915,442	(34,807,558)	0%		
Pharmacy			77,184,245	-	-	-	77,184,245		77,184,245	77,184,245	(1,172,504,755)	0%		
Donation			130,394	-	-	-	130,394		130,394	130,394		0%		
Computer Loan Fund			857	-	-	-	857		857	857	857	0%		
Scholarship Fund			1,544,018	-	-	-	1,544,018		1,544,018	1,544,018	1,544,018	0%		
TF Student Fees			5,869	-	-	-	5,869		5,869	5,869	5,869	0%		
Other Trust Receipts			1,126,196	-	-	-	1,126,196		1,126,196	1,126,196	1,126,196	0%		
Dorm and Guest House			1,012,056	-	-	-	1,012,056		1,012,056	1,012,056	(3,887,944)	0%		
Fabrication Laboratory			44,392	-	-	-	44,392		44,392	44,392	(1,155,609)	0%		
Due to NGAS			431,263,793	-	-	-	431,263,793		431,263,793	431,263,793	375,323,684	0%		
Due to GOCCs			926,920	-	-	-	926,920		926,920	926,920	926,920	0%		
Due to LGUs			7,347,464	-	-	-	7,347,464		7,347,464	7,347,464	7,347,464	0%		
Interest Income			9,414	-	-	-	9,414		-	-	-	0%		
Trust Liabilities			44,359,539	-	-	-	44,359,539		43,724,850	43,724,850	43,724,850	0%		
Other Payables			360,145	-	-	-	360,145		360,145	360,145	360,145	0%		
Trust Liabilities														
Interactive Learning Center			45,363	-	-	-	45,363		45,363	45,363	(154,637)	0%		
TOTAL			571,432,862	-	-	-	571,432,862		571,432,862.00	571,432,862.00	571,432,862.00	0%		

Certified Correct:

 RONNIE B. PAGAL
 Director, System Accounting Office
 Date: 28 April 2026

Recommending Approval By:

 OSELITO G. FLORENDO
 Vice President for Planning and Finance
 Date: 28 April 2026

Approved By:

 ANGELO A. JIMENEZ
 President
 Date: 28 April 2026