

STATEMENT OF APPROVED BUDGET, UTILIZATIONS, DISBURSEMENTS AND BALANCES FOR TRUST RECEIPTS
(for Implementing Agency use only)
As at the Quarter Ending 30 June 2025

FAR No. 6

Department : State University and Colleges
 Agency/Entity : University of the Philippines System
 Operating Unit : N/A
 Organization Code (UACS) : 080080000000
 Fund Cluster : 07 - Trust Receipts

	Inter Agency Fund Transfer
	Grants and Donations (Less than 12 months)

Source Agencies and Projects	UACS CODE	Approved Budget			Utilizations					Disbursements					Balances		
		Approved Budgeted Revenue/ Receipts	Adjustments (Additions, Reductions, Modifications/ Augmentations)	Adjusted Budgeted Revenue	1st Quarter Ending March 31	2nd Quarter Ending June 30	3rd Quarter Ending Sept. 30	4th Quarter Ending Dec. 31	Total	1st Quarter Ending March 31	2nd Quarter Ending June 30	3rd Quarter Ending Sept. 30	4th Quarter Ending Dec. 31	Total	Unutilized Budget	Unpaid Utilizations (10-19) = (17+18)	
																Due and Demandable	Not Yet Due and Demandable
1	2	3	4	5=[3+(-)4]	6	7	8	9	10=(6+7+8+9)	11	12	13	14	15=(11+12+13+14)	16=(5-10)	17	18
Department of Foreign Affairs																	
UP CIFAL - PHILIPPINES FOR THE CONDUCT OF PROFESSIONAL COURSE ON GLOBAL MIGRATION (A0004141)		1,003,568.85	-	1,003,568.85	79,399.75	177,000.00	-	-	256,399.75	79,399.75	177,000.00	-	-	256,399.75	747,169.10	-	-
PS		34,126.15		34,126.15					-					-	34,126.15	-	-
MOOE		969,442.70		969,442.70	79,399.75	177,000.00			256,399.75	79,399.75	177,000.00			256,399.75	713,042.95	-	-
CO				-					-					-	-	-	-
Department of Science and Technology																	
PHILIPPINE COUNCIL FOR INDUSTRY, ENERGY AND EMERGING TECHNOLOGY RESEARCH AND DEVELOPMENT (PCIEERD)																	
"Effects of Extreme Weather Conditions on Coastal Concrete Structures in the Philippines" Project (A0004233)		3,746,211.80	-	3,746,211.80	-	556,201.08	-	-	556,201.08	-	556,201.08	-	-	556,201.08	3,190,010.72	-	-
PS		2,789,730.56		2,789,730.56		388,044.97			388,044.97		388,044.97			388,044.97	2,401,685.59	-	-
MOOE		956,481.24		956,481.24	-	168,156.11			168,156.11		168,156.11			168,156.11	788,325.13	-	-
CO				-					-					-	-	-	-
Philippine Oil Company (PNOC)																	
CONSULTING SERVICES FOR THE DIGITAL TRANSFORMATION INITIATIVE OF PNOC (A0004293)		4,421,672.64	491,296.96	4,912,969.60	2,766,702.96	1,049,429.78	-	-	3,816,132.74	2,766,702.96	1,049,429.78	-	-	3,816,132.74	1,096,836.86	-	-
PS				-					-					-	-	-	-
MOOE		4,421,672.64	491,296.96	4,912,969.60	2,766,702.96	1,049,429.78			3,816,132.74	2,766,702.96	1,049,429.78			3,816,132.74	1,096,836.86	-	-
CO				-					-					-	-	-	-
Municipal Government of Balaoan, La Union																	
Formulation of the Risk-Informed Comprehensive Land Use Plan (CLUP), Comprehensive Development Plan (CDP), and Local Climate Change Action Plan (LCCAP) for the Municipality of Balaoan, La Union		910,714.29	910,714.29	1,821,428.58	-	1,289,652.78			1,289,652.78	-	1,289,652.78	-	-	1,289,652.78	531,775.80	-	-
PS				-					-					-	-	-	-
MOOE		910,714.29	910,714.29	1,821,428.58		1,289,652.78			1,289,652.78		1,289,652.78			1,289,652.78	531,775.80	-	-
CO				-					-					-	-	-	-
TUFTS - NIH University																	
UPS UPRI-NIH: Center for Climate and Global Health Research on Disasters (CORD) Project (A0004303)		515,317.51	-	515,317.51	-	-	-	-	-	-	-	-	-	-	515,317.51	-	-

STATEMENT OF APPROVED BUDGET, UTILIZATIONS, DISBURSEMENTS AND BALANCES FOR TRUST RECEIPTS
(for Implementing Agency use only)
As at the Quarter Ending 30 June 2025

FAR No. 6

Department : State University and Colleges
 Agency/Entity : University of the Philippines System
 Operating Unit : N/A
 Organization Code (UACS) : 080080000000
 Fund Cluster : 07 - Trust Receipts

	Inter Agency Fund Transfer
	Grants and Donations (Less than 12 months)

Source Agencies and Projects	UACS CODE	Approved Budget			Utilizations					Disbursements					Balances		
		Approved Budgeted Revenue/ Receipts	Adjustments (Additions, Reductions, Modifications/ Augmentations)	Adjusted Budgeted Revenue	1st Quarter Ending March 31	2nd Quarter Ending June 30	3rd Quarter Ending Sept. 30	4th Quarter Ending Dec. 31	Total	1st Quarter Ending March 31	2nd Quarter Ending June 30	3rd Quarter Ending Sept. 30	4th Quarter Ending Dec. 31	Total	Unutilized Budget	Unpaid Utilizations (10-19) = (17+18)	
																Due and Demandable	Not Yet Due and Demandable
1	2	3	4	5=[3+(-)4]	6	7	8	9	10=[6+7+8+9]	11	12	13	14	15=[11+12+13+14]	16=(5-10)	17	18
PS		114,515.00		114,515.00					-					-	114,515.00	-	-
MOOE		400,802.51		400,802.51					-					-	400,802.51	-	-
CO				-					-					-	-	-	-
Asia-Pacific Network																	
UPS-RI: Bridging Academic Researchers and Vulnerable Island Communities in the Philippines: Enhancing capacities for climate and disaster risk management of low-income municipalities in Batanes, Philippines (A0004313)		1,801,088.80	-	1,801,088.80	-	-	-	-	-	-	-	-	-	-	1,801,088.80	-	-
PS				-					-					-	-	-	-
MOOE		1,801,088.80		1,801,088.80					-					-	1,801,088.80	-	-
CO				-					-					-	-	-	-
International Organization for Migration																	
Research, Data Collection, Data Analysis and Publications on Climate-Induced Displacement (A0004315)		1,948,350.39	-	1,948,350.39	-	512,637.50			512,637.50	-	512,637.50	-	-	512,637.50	1,435,712.89	-	-
PS				-					-					-	-	-	-
MOOE		1,948,350.39		1,948,350.39		512,637.50			512,637.50		512,637.50			512,637.50	1,435,712.89	-	-
CO				-					-					-	-	-	-
USAID-TUFTS UNIVERSITY																	
UPS UP RESILIENCE INSTITUTE- THE ACADEMIC ALLIANCE ON ANTICIPATORY ACTION (4As) (A0004223)		2,599,187.36	-	2,599,187.36	-	-	-	-	-	-	-	-	-	-	2,599,187.36	-	-
PS				-					-					-	-	-	-
MOOE		2,599,187.36		2,599,187.36					-					-	2,599,187.36	-	-
CO				-					-					-	-	-	-
Office of the Ombudsman																	
UPS-TVUP-Ombudsman: "Aral at Asal: Development and Production of Video Materials Carrying Filipino Values of Good Citizenship, Anti-Corruption and Other Ethical Practices as Materials and as Work for Popular Distribution to the Education Stakeholders and the General Public" - A Joint Project of the Office of the Ombudsman and the University of the Philippines"		17,940,000.24	-	17,940,000.24	-	536,574.60	-		536,574.60	-	536,574.60	-		536,574.60	17,403,425.64	-	-
PS		2,168,571.46		2,168,571.46					-					-	2,168,571.46	-	-
MOOE		15,771,428.78		15,771,428.78		536,574.60			536,574.60		536,574.60			536,574.60	15,234,854.18	-	-
CO				-					-					-	-	-	-

STATEMENT OF APPROVED BUDGET, UTILIZATIONS, DISBURSEMENTS AND BALANCES FOR TRUST RECEIPTS
(for Implementing Agency use only)
As at the Quarter Ending 30 June 2025

FAR No. 6

Department : State University and Colleges
 Agency/Entity : University of the Philippines System
 Operating Unit : N/A
 Organization Code (UACS) : 080080000000
 Fund Cluster : 07 - Trust Receipts

	Inter Agency Fund Transfer
	Grants and Donations (Less than 12 months)

Source Agencies and Projects	UACS CODE	Approved Budget			Utilizations					Disbursements					Balances		
		Approved Budgeted Revenue/ Receipts	Adjustments (Additions, Reductions, Modifications/ Augmentations)	Adjusted Budgeted Revenue	1st Quarter Ending March 31	2nd Quarter Ending June 30	3rd Quarter Ending Sept. 30	4th Quarter Ending Dec. 31	Total	1st Quarter Ending March 31	2nd Quarter Ending June 30	3rd Quarter Ending Sept. 30	4th Quarter Ending Dec. 31	Total	Unutilized Budget	Unpaid Utilizations (10-19) = (17+18)	
																Due and Demandable	Not Yet Due and Demandable
1	2	3	4	5=[3+(-)4]	6	7	8	9	10=(6+7+8+9)	11	12	13	14	15=(11+12+13+14)	16=(5-10)	17	18
DEPARTMENT OF SCIENCE AND TECHNOLOGY																	
UPM (107-276) Project 5. Exploratory Spatial Mapping of the Occurrence of Antimicrobial Resistant Bacteria and Genes in Metro Manila and Development of Rapid Diagnostic Kit Antimicrobial Resistance (EXPLORE)		4,809,220.60	-	4,809,220.60	-	807,658.47	-	-	807,658.47	-	807,658.47	-	-	807,658.47	4,001,562.13	-	-
PS		1,697,796.00		1,697,796.00		758,872.72			758,872.72		758,872.72			758,872.72	938,923.28	-	-
MOOE		3,111,424.60		3,111,424.60		48,785.75			48,785.75		48,785.75			48,785.75	3,062,638.85	-	-
CO				-					-					-	-	-	-
PHILIPPINE COUNCIL FOR HEALTH RESEARCH AND DEVELOPMENT																	
UPM (107-277) Support to publish the study, "Genomic Variants Associated with Type 2 Diabetes Mellitus Among Filipinos" in Public Library of Science ONE (PLOS ONE) Journal		100,000.00	-	100,000.00	305.00	99,695.00	-	-	100,000.00	305.00	99,695.00	-	-	100,000.00	-	-	-
PS				-					-					-	-	-	-
MOOE		100,000.00		100,000.00	305.00	99,695.00			100,000.00	305.00	99,695.00			100,000.00	-	-	-
CO				-					-					-	-	-	-
PHILIPPINE COUNCIL FOR HEALTH RESEARCH AND DEVELOPMENT																	
UPM (107-278) "TB Activation Risk Among Household Contacts of Index Individuals with Pulmonary TB: A Cohort Study in the Philippines" - Poster presentation at the Asia-Pacific Academic Consortium for Public Health (APACPH 2024)		96,911.21	-	96,911.21	-	96,911.21	-	-	96,911.21	-	96,911.21	-	-	96,911.21	-	-	-
PS				-					-					-	-	-	-
MOOE		96,911.21		96,911.21		96,911.21			96,911.21		96,911.21			96,911.21	-	-	-
CO				-					-					-	-	-	-
PHILIPPINE COUNCIL FOR HEALTH RESEARCH AND DEVELOPMENT																	
UPM (107-279) Characterization Of Biomarkers Among Children with Different Tuberculosis Statuses and on Conversion to Active Tuberculosis" Presentation of the project at the Asia-Pacific Academic Consortium for Public Health (APACPH 2024)		73,326.03	-	73,326.03	305.00	73,021.03	-	-	73,326.03	305.00	73,021.03	-	-	73,326.03	-	-	-
PS				-					-					-	-	-	-
MOOE		73,326.03		73,326.03	305.00	73,021.03			73,326.03	305.00	73,021.03			73,326.03	-	-	-
CO				-					-					-	-	-	-
DEPARTMENT OF SCIENCE AND TECHNOLOGY																	
UPM (107-231) ONE ARM Project 1. Characterization of Antimicrobial Resistant Bacteria in Samples of Patients Admitted in Tertiary Hospitals in Metro Manila - YEAR 2		3,316,177.55	-	3,316,177.55	-	-	-	-	-	-	-	-	-	-	3,316,177.55	-	-

STATEMENT OF APPROVED BUDGET, UTILIZATIONS, DISBURSEMENTS AND BALANCES FOR TRUST RECEIPTS
(for Implementing Agency use only)
As at the Quarter Ending 30 June 2025

FAR No. 6

Department : State University and Colleges
Agency/Entity : University of the Philippines System
Operating Unit : N/A
Organization Code (UACS) : 080080000000
Fund Cluster : 07 - Trust Receipts

	Inter Agency Fund Transfer
	Grants and Donations (Less than 12 months)

Source Agencies and Projects	UACS CODE	Approved Budget			Utilizations					Disbursements					Balances		
		Approved Budgeted Revenue/ Receipts	Adjustments (Additions, Reductions, Modifications/ Augmentations)	Adjusted Budgeted Revenue	1st Quarter Ending March 31	2nd Quarter Ending June 30	3rd Quarter Ending Sept. 30	4th Quarter Ending Dec. 31	Total	1st Quarter Ending March 31	2nd Quarter Ending June 30	3rd Quarter Ending Sept. 30	4th Quarter Ending Dec. 31	Total	Unutilized Budget	Unpaid Utilizations (10-19) = (17+18)	
																Due and Demandable	Not Yet Due and Demandable
1	2	3	4	5=[3+(-)4]	6	7	8	9	10=[6+7+8+9]	11	12	13	14	15=[11+12+13+14]	16=(5-10)	17	18
PS		1,138,389.00		1,138,389.00					-					-	1,138,389.00	-	-
MOOE		2,177,788.55		2,177,788.55					-					-	2,177,788.55	-	-
CO				-					-					-	-	-	-
DEPARTMENT OF SCIENCE AND TECHNOLOGY																	
UPM (107-252) Single Nucleotide Polymorphisms (SNPs), Microbiome and Inflammatory Biomarkers in Filipino Patients with Systemic Lupus Erythematosus (SMILE Filipino Patients)		3,320,000.00	-	3,320,000.00	-	-	-	-	-	-	-	-	-	-	3,320,000.00	-	-
PS				-					-					-	-	-	-
MOOE		891,433.30		891,433.30					-					-	891,433.30	-	-
CO		2,428,566.70		2,428,566.70					-					-	2,428,566.70	-	-
DEPARTMENT OF SCIENCE AND TECHNOLOGY																	
UPM (107-280) Reston Ebolavirus Serologic and Molecular Testing via ONe Health Approach in the Philippines (RESTON PH)		7,978,192.91	-	7,978,192.91	196,720.00	540,665.00	-	-	737,385.00	196,720.00	540,665.00	-	-	737,385.00	7,240,807.91	-	-
PS		3,174,636.00		3,174,636.00	196,720.00	540,665.00			737,385.00	196,720.00	540,665.00			737,385.00	2,437,251.00	-	-
MOOE		4,803,556.91		4,803,556.91					-					-	4,803,556.91	-	-
CO				-					-					-	-	-	-
DEPARTMENT OF SCIENCE AND TECHNOLOGY																	
UPM (107-281) PHIL LIVER Project 1. Design, Development, and Implementation of a Functional Biorepository and Biobank for the Study of Liver Health and Diseases (Phil Liver)		5,227,308.40	-	5,227,308.40	-	691,637.70	-	-	691,637.70	-	691,637.70	-	-	691,637.70	4,535,670.70	-	-
PS		2,944,332.00		2,944,332.00		687,019.70			687,019.70		687,019.70			687,019.70	2,257,312.30	-	-
MOOE		2,282,976.40		2,282,976.40		4,618.00			4,618.00		4,618.00			4,618.00	2,278,358.40	-	-
CO				-					-					-	-	-	-
DEPARTMENT OF SCIENCE AND TECHNOLOGY																	
UPM (107-282) PHIL LIVER Project 2. New Diagnostic BIOMarkers for Predicting HBeAg Negative Chronic Viral HEpatitis in Filipinos (NOBLE)		20,261,002.64	-	20,261,002.64	-	397,821.55	-	-	397,821.55	-	397,821.55	-	-	397,821.55	19,863,181.09	-	-
PS		3,647,880.00		3,647,880.00		397,821.55			397,821.55		397,821.55			397,821.55	3,250,058.45	-	-
MOOE		16,613,122.64		16,613,122.64					-					-	16,613,122.64	-	-
CO				-					-					-	-	-	-
DEPARTMENT OF SCIENCE AND TECHNOLOGY																	

STATEMENT OF APPROVED BUDGET, UTILIZATIONS, DISBURSEMENTS AND BALANCES FOR TRUST RECEIPTS
(for Implementing Agency use only)
As at the Quarter Ending 30 June 2025

FAR No. 6

Department : State University and Colleges
 Agency/Entity : University of the Philippines System
 Operating Unit : N/A
 Organization Code (UACS) : 080080000000
 Fund Cluster : 07 - Trust Receipts

	Inter Agency Fund Transfer
	Grants and Donations (Less than 12 months)

Source Agencies and Projects	UACS CODE	Approved Budget			Utilizations					Disbursements					Balances		
		Approved Budgeted Revenue/ Receipts	Adjustments (Additions, Reductions, Modifications/ Augmentations)	Adjusted Budgeted Revenue	1st Quarter Ending March 31	2nd Quarter Ending June 30	3rd Quarter Ending Sept. 30	4th Quarter Ending Dec. 31	Total	1st Quarter Ending March 31	2nd Quarter Ending June 30	3rd Quarter Ending Sept. 30	4th Quarter Ending Dec. 31	Total	Unutilized Budget	Unpaid Utilizations (10-19) = (17+18)	
																Due and Demandable	Not Yet Due and Demandable
1	2	3	4	5=[3+(-)4]	6	7	8	9	10=[6+7+8+9]	11	12	13	14	15=[11+12+13+14]	16=(5-10)	17	18
UPM (107-283) PHIL LIVER Project 3. : Microbiome Multi-omics to PREDict Outcomes In Chronic Liver Diseases (MICRO-CLD)		4,078,972.15	-	4,078,972.15	-	239,507.82	-	-	239,507.82	-	239,507.82	-	-	239,507.82	3,839,464.33	-	-
PS		1,804,680.00		1,804,680.00		239,507.82			239,507.82		239,507.82			239,507.82	1,565,172.18	-	-
MOOE		2,274,292.15		2,274,292.15					-					-	2,274,292.15	-	-
CO				-					-					-	-	-	-
DEPARTMENT OF SCIENCE AND TECHNOLOGY																	
UPM (107-284) PHIL LIVER Project 4. Longitudinal Investigation of Liver HEalth and Diseases among Filipinos Living with HIV (LIVED-HIV)		13,298,203.91	-	13,298,203.91	-	497,635.50	-	-	497,635.50	-	497,635.50	-	-	497,635.50	12,800,568.41	-	-
PS		2,485,788.00		2,485,788.00		497,635.50			497,635.50		497,635.50			497,635.50	1,988,152.50	-	-
MOOE		10,812,415.91		10,812,415.91					-					-	10,812,415.91	-	-
CO				-					-					-	-	-	-
PHILIPPINE INSTITUTE OF TRADITIONAL AND ALTERNATIVE HEALTH CARE																	
UPM (165-20) The Effects of Qigong-Meditation on the Health and Wellness of Older People Living in a Select Barangay in Quezon City, National Capital Region		1,125,000.00	-	1,125,000.00	-	131,650.00	-	-	131,650.00	-	131,650.00	-	-	131,650.00	993,350.00	-	-
PS		567,598.50		567,598.50		3,000.00			3,000.00		3,000.00			3,000.00	564,598.50	-	-
MOOE		557,401.50		557,401.50		128,650.00			128,650.00		128,650.00			128,650.00	428,751.50	-	-
CO				-					-					-	-	-	-
DEPARTMENT OF SCIENCE AND TECHNOLOGY																	
UPM (107-256) Identification of Multi-Omics Profiles Affecting Care and Treatment of Colorectal Cancer in the Philippines (IMPACT-CRC)		1,760,000.00	-	1,760,000.00	-	-	-	-	-	-	-	-	-	-	1,760,000.00	-	-
PS				-					-					-	-	-	-
MOOE		121,000.00		121,000.00					-					-	121,000.00	-	-
CO		1,639,000.00		1,639,000.00					-					-	1,639,000.00	-	-
DEPARTMENT OF SCIENCE AND TECHNOLOGY																	
UPM (107-263) Development of Methods Guide for the Use of Real-world Evidence in the Clinical Evaluation of Health Technologies		450,000.00	-	450,000.00	-	299,070.57	-	-	299,070.57	-	299,070.57	-	-	299,070.57	150,929.43	-	-
PS				-					-					-	-	-	-
MOOE		450,000.00		450,000.00		299,070.57			299,070.57		299,070.57			299,070.57	150,929.43	-	-
CO				-					-					-	-	-	-
DEPARTMENT OF SCIENCE AND TECHNOLOGY																	

STATEMENT OF APPROVED BUDGET, UTILIZATIONS, DISBURSEMENTS AND BALANCES FOR TRUST RECEIPTS
(for Implementing Agency use only)
As at the Quarter Ending 30 June 2025

FAR No. 6

Department : State University and Colleges
 Agency/Entity : University of the Philippines System
 Operating Unit : N/A
 Organization Code (UACS) : 080080000000
 Fund Cluster : 07 - Trust Receipts

	Inter Agency Fund Transfer
	Grants and Donations (Less than 12 months)

Source Agencies and Projects	UACS CODE	Approved Budget			Utilizations					Disbursements					Balances		
		Approved Budgeted Revenue/ Receipts	Adjustments (Additions, Reductions, Modifications/ Augmentations)	Adjusted Budgeted Revenue	1st Quarter Ending March 31	2nd Quarter Ending June 30	3rd Quarter Ending Sept. 30	4th Quarter Ending Dec. 31	Total	1st Quarter Ending March 31	2nd Quarter Ending June 30	3rd Quarter Ending Sept. 30	4th Quarter Ending Dec. 31	Total	Unutilized Budget	Unpaid Utilizations (10-19) = (17+18)	
																Due and Demandable	Not Yet Due and Demandable
1	2	3	4	5=[3+(-)4]	6	7	8	9	10=[6+7+8+9]	11	12	13	14	15=[11+12+13+14]	16=[5-10]	17	18
UPM (107-289) NATAD Project 1. The Effects of Berberine and Exinction on Addictive Behavior and Brain Transcriptomics in a Rodent Model of Social-Methamphetamine Addiction		12,533,228.36	-	12,533,228.36	1,031,748.50	1,289,346.50	-	-	2,321,095.00	1,031,748.50	1,289,346.50	-	-	2,321,095.00	10,212,133.36	-	-
PS		4,743,495.00		4,743,495.00	1,031,748.50	1,238,346.50			2,270,095.00	1,031,748.50	1,238,346.50			2,270,095.00	2,473,400.00	-	-
MOOE		7,789,733.36		7,789,733.36		51,000.00			51,000.00		51,000.00			51,000.00	7,738,733.36	-	-
CO				-					-					-	-	-	-
DEPARTMENT OF SCIENCE AND TECHNOLOGY																	
UPM 107-290 NATAD Project 2. The Effects of Prophylactic Berberine and Probiotics on the Behavior and Brain Transcriptomics in a Rodent Model of Depressive-Like Behavior		8,481,252.20	-	8,481,252.20	-	1,876,396.00	-	-	1,876,396.00	-	1,876,396.00	-	-	1,876,396.00	6,604,856.20	-	-
PS		4,189,229.00		4,189,229.00		1,876,396.00			1,876,396.00		1,876,396.00			1,876,396.00	2,312,833.00	-	-
MOOE		4,292,023.20		4,292,023.20					-					-	4,292,023.20	-	-
CO				-					-					-	-	-	-
DEPARTMENT OF SCIENCE AND TECHNOLOGY																	
UPM (107-251) Project UTAK AI: Clinical Landing and Federated Learning of Medical Imaging AI on Brain Tumors		315,000.00	-	315,000.00	-	51,308.99	-	-	51,308.99	-	51,308.99	-	-	51,308.99	263,691.01	-	-
PS			225,000.00	225,000.00					-					-	225,000.00	-	-
MOOE		225,000.00	(135,000.00)	90,000.00		51,308.99			51,308.99		51,308.99			51,308.99	38,691.01	-	-
CO		90,000.00	(90,000.00)	-	-				-					-	-	-	-
DEPARTMENT OF SCIENCE AND TECHNOLOGY																	
UPM (107-226) Project 3. IMMUNE-Biologics		11,894,654.25	-	11,894,654.25	-	-	-	-	-	-	-	-	-	-	11,894,654.25	-	-
PS		1,078,727.00		1,078,727.00					-					-	1,078,727.00	-	-
MOOE		8,477,452.25		8,477,452.25					-					-	8,477,452.25	-	-
CO		2,338,475.00		2,338,475.00					-					-	2,338,475.00	-	-
DEPARTMENT OF SCIENCE AND TECHNOLOGY																	
UPM (107-185) MORPH Project 1_Monitoring Drug Efficacy through Multi-Omics Research Initiative in Alzheimer's Disease (MEMORI-AD) - YEAR 3		15,310,641.92	-	15,310,641.92	-	5,501,099.79	-	-	5,501,099.79	-	5,501,099.79	-	-	5,501,099.79	9,809,542.13	-	-
PS				-					-					-	-	-	-
MOOE		15,310,641.92		15,310,641.92		5,501,099.79			5,501,099.79		5,501,099.79			5,501,099.79	9,809,542.13	-	-
CO				-					-					-	-	-	-

STATEMENT OF APPROVED BUDGET, UTILIZATIONS, DISBURSEMENTS AND BALANCES FOR TRUST RECEIPTS
(for Implementing Agency use only)
As at the Quarter Ending 30 June 2025

FAR No. 6

Department : State University and Colleges
Agency/Entity : University of the Philippines System
Operating Unit : N/A
Organization Code (UACS) : 080080000000
Fund Cluster : 07 - Trust Receipts

	Inter Agency Fund Transfer
	Grants and Donations (Less than 12 months)

Source Agencies and Projects	UACS CODE	Approved Budget			Utilizations					Disbursements					Balances		
		Approved Budgeted Revenue/ Receipts	Adjustments (Additions, Reductions, Modifications/ Augmentations)	Adjusted Budgeted Revenue	1st Quarter Ending March 31	2nd Quarter Ending June 30	3rd Quarter Ending Sept. 30	4th Quarter Ending Dec. 31	Total	1st Quarter Ending March 31	2nd Quarter Ending June 30	3rd Quarter Ending Sept. 30	4th Quarter Ending Dec. 31	Total	Unutilized Budget	Unpaid Utilizations (10-19) = (17+18)	
																Due and Demandable	Not Yet Due and Demandable
1	2	3	4	5=[3+(-)4]	6	7	8	9	10=[6+7+8+9]	11	12	13	14	15=[11+12+13+14]	16=(5-10)	17	18
DEPARTMENT OF SCIENCE AND TECHNOLOGY																	
UPM (107-187) MORPH_ Project 2. Molecular Epidemiology of Mycobacterium Tuberculosis and Human Immunodeficiency Virus and Immunophenotyping of Adult Filipino TB/HIV Coinfected Patients - YEAR 3		4,495,703.88	-	4,495,703.88	-	1,539,795.75	-	-	1,539,795.75	-	1,539,795.75	-	-	1,539,795.75	2,955,908.13	-	-
PS		539,113.72		539,113.72		539,113.72			539,113.72		539,113.72			539,113.72	-	-	-
MOOE		3,956,590.16		3,956,590.16		1,000,682.03			1,000,682.03		1,000,682.03			1,000,682.03	2,955,908.13	-	-
CO				-					-					-	-	-	-
DEPARTMENT OF SCIENCE AND TECHNOLOGY																	
UPM (107-188) MORPH_ Project 3. Determinants of Acquisition, Persistence, and Clearance of Oncogenic Cervical Human Papillomavirus Infection in a Cohort of Women in Rural and Urban Philippines Using a Multi-OMICS Approach - YEAR 3		22,515,702.55	-	22,515,702.55	-	-	-	-	-	-	-	-	-	-	22,515,702.55	-	-
PS				-					-					-	-	-	-
MOOE		22,515,702.55		22,515,702.55					-					-	22,515,702.55	-	-
CO				-					-					-	-	-	-
DEPARTMENT OF SCIENCE AND TECHNOLOGY																	
UPM (107-220) DARL Project 3. Phenotypic and Genotypic Characterization of Methamphetamine Metabolism Among Filipino Users		1,616,855.53	-	1,616,855.53	-	-	-	-	-	-	-	-	-	-	1,616,855.53	-	-
PS		95,665.00		95,665.00					-					-	95,665.00	-	-
MOOE		1,521,190.53		1,521,190.53					-					-	1,521,190.53	-	-
CO				-					-					-	-	-	-
DEPARTMENT OF SCIENCE AND TECHNOLOGY																	
UPM (107-271) Procurement of Professional Services for the Development of Methods Guide for Assessing Other Health Technologies for the Health Technology Assessment Division (HTAD)		375,000.00	450,000.00	825,000.00	-	558,002.00	-	-	558,002.00	-	558,002.00	-	-	558,002.00	266,998.00	-	-
PS		134,055.00		134,055.00					-					-	134,055.00	-	-
MOOE		240,945.00	450,000.00	690,945.00		558,002.00			558,002.00		558,002.00			558,002.00	132,943.00	-	-
CO				-					-					-	-	-	-
PHILIPPINE COUNCIL FOR HEALTH RESEARCH AND DEVELOPMENT																	
UPM (107-291) Developing Immersive Gamification Technology System for Rehabilitation Management of Adult Patients with Parkinson's Disease (Phase 1)		7,476,378.50	-	7,476,378.50	-	1,075,219.00	-	-	1,075,219.00	-	1,075,219.00	-	-	1,075,219.00	6,401,159.50	-	-

STATEMENT OF APPROVED BUDGET, UTILIZATIONS, DISBURSEMENTS AND BALANCES FOR TRUST RECEIPTS
(for Implementing Agency use only)
As at the Quarter Ending 30 June 2025

FAR No. 6

Department : State University and Colleges
Agency/Entity : University of the Philippines System
Operating Unit : N/A
Organization Code (UACS) : 080080000000
Fund Cluster : 07 - Trust Receipts

	Inter Agency Fund Transfer
	Grants and Donations (Less than 12 months)

Source Agencies and Projects	UACS CODE	Approved Budget			Utilizations					Disbursements					Balances		
		Approved Budgeted Revenue/ Receipts	Adjustments (Additions, Reductions, Modifications/ Augmentations)	Adjusted Budgeted Revenue	1st Quarter Ending March 31	2nd Quarter Ending June 30	3rd Quarter Ending Sept. 30	4th Quarter Ending Dec. 31	Total	1st Quarter Ending March 31	2nd Quarter Ending June 30	3rd Quarter Ending Sept. 30	4th Quarter Ending Dec. 31	Total	Unutilized Budget	Unpaid Utilizations (10-19) = (17+18)	
																Due and Demandable	Not Yet Due and Demandable
1	2	3	4	5=[3+(-)4]	6	7	8	9	10=[6+7+8+9]	11	12	13	14	15=[11+12+13+14]	16=(5-10)	17	18
PS		4,921,385.00		4,921,385.00		1,075,219.00			1,075,219.00		1,075,219.00			1,075,219.00	3,846,166.00	-	-
MOOE		1,934,993.50		1,934,993.50					-					-	1,934,993.50	-	-
CO		620,000.00		620,000.00					-					-	620,000.00	-	-
DEPARTMENT OF SCIENCE AND TECHNOLOGY																	
UPM (107-214) MORPH Project 4. Identification of Biomarkers to Distinguish Between Benign to Low-Risk and Malignant Encapsulated Follicular-Patterned Thyroid Neoplasms - YEAR 2		5,891,038.19	-	5,891,038.19	-	-	-	-	-	-	-	-	-	-	5,891,038.19	-	-
PS				-					-					-		-	-
MOOE		5,891,038.19		5,891,038.19					-					-		-	-
CO				-					-					-		-	-
PHILIPPINE COUNCIL FOR HEALTH RESEARCH AND DEVELOPMENT																	
UPM (107-292) Implementation of the Selection, Performance Monitoring, Mentoring, and Coordination of MD-PhD Scholars of the UP Manila (MD-PhD Molecular Medicine) Program		2,264,024.00	-	2,264,024.00	-	390,540.38	-	-	390,540.38	-	390,540.38	-	-	390,540.38	1,873,483.62	-	-
PS		577,461.00		577,461.00		205,938.96			205,938.96		205,938.96			205,938.96	371,522.04	-	-
MOOE		1,686,563.00		1,686,563.00		184,601.42			184,601.42		184,601.42			184,601.42	1,501,961.58	-	-
CO				-					-					-		-	-
DEPARTMENT OF HEALTH																	
UPM - Laboratory Evaluation of Calcium Hydroxide 80% plus Clinoptilolite 20% as a Mosquito Larvicide for Dengue Control (103-43)		1,000,000.00	-	1,000,000.00	74,911.56	99,900.00	-	-	174,811.56	74,911.56	99,900.00	-	-	174,811.56	825,188.44	-	-
PS				-					-					-		-	-
MOOE		1,000,000.00		1,000,000.00	74,911.56	99,900.00			174,811.56	74,911.56	99,900.00			174,811.56	825,188.44	-	-
CO				-					-					-		-	-
DEPARTMENT OF HEALTH																	
UPM - Development of Framework on Research Translation and Utilization (103-46)		1,999,480.00	-	1,999,480.00	361,088.16	571,421.25	-	-	932,509.41	361,088.16	571,421.25	-	-	932,509.41	1,066,970.59	-	-
PS		918,129.00		918,129.00	361,088.16	201,738.00			562,826.16	361,088.16	201,738.00			562,826.16	355,302.84	-	-
MOOE		1,081,351.00		1,081,351.00		369,683.25			369,683.25		369,683.25			369,683.25	711,667.75	-	-
CO				-					-					-		-	-
NATIONAL ECONOMIC AND DEVELOPMENT AUTHORITY																	

STATEMENT OF APPROVED BUDGET, UTILIZATIONS, DISBURSEMENTS AND BALANCES FOR TRUST RECEIPTS
(for Implementing Agency use only)
As at the Quarter Ending 30 June 2025

FAR No. 6

Department : State University and Colleges
Agency/Entity : University of the Philippines System
Operating Unit : N/A
Organization Code (UACS) : 080080000000
Fund Cluster : 07 - Trust Receipts

☐ Inter Agency Fund Transfer
☐ Grants and Donations (Less than 12 months)

Source Agencies and Projects	UACS CODE	Approved Budget			Utilizations					Disbursements					Balances		
		Approved Budgeted Revenue/ Receipts	Adjustments (Additions, Reductions, Modifications/ Augmentations)	Adjusted Budgeted Revenue	1st Quarter Ending March 31	2nd Quarter Ending June 30	3rd Quarter Ending Sept. 30	4th Quarter Ending Dec. 31	Total	1st Quarter Ending March 31	2nd Quarter Ending June 30	3rd Quarter Ending Sept. 30	4th Quarter Ending Dec. 31	Total	Unutilized Budget	Unpaid Utilizations (10-19) = (17+18)	
																Due and Demandable	Not Yet Due and Demandable
1	2	3	4	5=[3+(-)4]	6	7	8	9	10=[6+7+8+9]	11	12	13	14	15=(11+12+13+14)	16=(5-10)	17	18
UPM - Conduct of the Validation Study on the Progress on the Managerial and Technical Integration in the Local Health System of the Universal Health Care (UHC) Integration Sites (106-1)		1,555,357.02	-	1,555,357.02	1,122,838.67	415,340.77	-	-	1,538,179.44	1,122,838.67	415,340.77	-	-	1,538,179.44	17,177.58	-	-
PS		241,076.34		241,076.34	241,076.34				241,076.34	241,076.34				241,076.34	-	-	-
MOOE		1,314,280.68		1,314,280.68	881,762.33	415,340.77			1,297,103.10	881,762.33	415,340.77			1,297,103.10	17,177.58	-	-
CO				-					-					-	-	-	-
NATIONAL NUTRITION COUNCIL																	
UPM - Barangay Nutrition Scholar (BNS) Handbook on Community Nutrition Services (Book II) 171-1		129,405.71	116,880.72	246,286.43	110,000.00	81,000.00	-	-	191,000.00	110,000.00	81,000.00	-	-	191,000.00	55,286.43	-	-
PS		129,405.71	116,880.72	246,286.43	110,000.00	81,000.00			191,000.00	110,000.00	81,000.00			191,000.00	55,286.43	-	-
MOOE				-					-					-	-	-	-
CO				-					-					-	-	-	-
DEPARTMENT OF SCIENCE AND TECHNOLOGY - SCIENCE EDUCATION Institute																	
UPM - (107-286) STAP 1. Mind Matters: A One Day Mental Health Orientation for Graduate Students in Health Sciences		296,046.00	-	296,046.00	240,466.00	5,565.84			246,031.84	240,466.00	5,565.84		-	246,031.84	50,014.16	-	-
PS				-					-					-	-	-	-
MOOE		296,046.00		296,046.00	240,466.00	5,565.84			246,031.84	240,466.00	5,565.84			246,031.84	50,014.16	-	-
CO				-	-				-					-	-	-	-
DEPARTMENT OF SCIENCE AND TECHNOLOGY - SCIENCE EDUCATION Institute																	
UPM - (107-287) STAP 3. UPM DOST-ASTHRDP Scholars' Exit Conference: Iskolar ng Agham, Bayan ang Makinabang		96,000.00	-	96,000.00	-	-	-	-	-	-	-	-	-	-	96,000.00	-	-
PS				-					-					-	-	-	-
MOOE		96,000.00		96,000.00					-					-	96,000.00	-	-
CO				-	-				-					-	-	-	-
DEPARTMENT OF SCIENCE AND TECHNOLOGY																	
UPM - (107-219) DARL Project 2. Clinical Validation of the POCT Device (E-tox) for Selected New Psychoactive Substances (NPS)		803,467.53	-	803,467.53	-	-	-	-	-	-	-	-	-	-	803,467.53	-	-
PS				-					-					-	-	-	-

STATEMENT OF APPROVED BUDGET, UTILIZATIONS, DISBURSEMENTS AND BALANCES FOR TRUST RECEIPTS
 (for Implementing Agency use only)
 As at the Quarter Ending 30 June 2025

FAR No. 6

Department : State University and Colleges
 Agency/Entity : University of the Philippines System
 Operating Unit : N/A
 Organization Code (UACS) : 080080000000
 Fund Cluster : 07 - Trust Receipts

	Inter Agency Fund Transfer
	Grants and Donations (Less than 12 months)

Source Agencies and Projects	UACS CODE	Approved Budget			Utilizations					Disbursements					Balances		
		Approved Budgeted Revenue/ Receipts	Adjustments (Additions, Reductions, Modifications/ Augmentations)	Adjusted Budgeted Revenue	1st Quarter Ending March 31	2nd Quarter Ending June 30	3rd Quarter Ending Sept. 30	4th Quarter Ending Dec. 31	Total	1st Quarter Ending March 31	2nd Quarter Ending June 30	3rd Quarter Ending Sept. 30	4th Quarter Ending Dec. 31	Total	Unutilized Budget	Unpaid Utilizations (10-19) = (17+18)	
																Due and Demandable	Not Yet Due and Demandable
1	2	3	4	5=[3+(-)4]	6	7	8	9	10=[6+7+8+9]	11	12	13	14	15=[11+12+13+14]	16=[5-10]	17	18
MOOE		803,467.53		803,467.53					-					-	803,467.53	-	-
CO				-	-				-					-	-	-	-
DEPARTMENT OF SCIENCE AND TECHNOLOGY																	
(107-240) ASF Project 3. Discrimination of Immune Epitopes Against African Swine Fever Virus (DIE-ASF) Development of Immunohistochemical Assay for the Diagnosis of African Swine Fever in the Philippines - YEAR 2		2,522,608.36	-	2,522,608.36	-	-	-	-	-	-	-	-	-	-	2,522,608.36	-	-
PS		808,690.00		808,690.00					-					-	808,690.00	-	-
MOOE		1,713,918.36		1,713,918.36					-					-	1,713,918.36	-	-
CO				-	-				-					-	-	-	-
DEPARTMENT OF SCIENCE AND TECHNOLOGY																	
(107-293) KALINGA PROGRAM: Project A. Improving Maternal and Child Health Services through the Design, Development, Implementation, and Evaluation of a Filipino Digital Health Application and Health Data Registry		5,635,942.00	-	5,635,942.00	-	-	-	-	-	-	-	-	-	-	5,635,942.00	-	-
PS		4,236,480.00		4,236,480.00					-					-	4,236,480.00	-	-
MOOE		1,399,462.00		1,399,462.00					-					-	1,399,462.00	-	-
CO				-	-				-					-	-	-	-
PHILIPPINE COUNCIL FOR HEALTH RESEARCH AND DEVELOPMENT																	
(107-294) 27TH NATIONAL INSTITUTES OF HEALTH ANNIVERSARY CONFERENCE"		300,000.00	-	300,000.00	-	505.00	-	-	505.00	-	505.00	-	-	505.00	299,495.00	-	-
PS				-					-					-	-	-	-
MOOE		300,000.00		300,000.00		505.00			505.00		505.00			505.00	299,495.00	-	-
CO				-					-					-	-	-	-
DEPARTMENT OF SCIENCE AND TECHNOLOGY																	
Strategic Medical Accelerated Roadmap for Tomorrow (SMART) 416-140-22		30,096,262.58	-	30,096,262.58	-	-	-	-	-	-	-	-	-	-	30,096,262.58	-	-
PS				-					-					-	-	-	-
MOOE		28,260,262.58		28,260,262.58					-					-	28,260,262.58	-	-
CO		1,836,000.00		1,836,000.00					-					-	1,836,000.00	-	-
PHILIPPINE COUNCIL FOR HEALTH RESEARCH AND DEVELOPMENT																	
(107-248) Pre-XDe Tech: Low Cost TB-MacroArray-AI Detection Technology for the Molecular Diagnosis of MDR and Pre-XDR Tuberculosis - YEAR 2		5,374,352.64	-	5,374,352.64	-	634,672.24	-	-	634,672.24	-	634,672.24	-	-	634,672.24	4,739,680.40	-	-

STATEMENT OF APPROVED BUDGET, UTILIZATIONS, DISBURSEMENTS AND BALANCES FOR TRUST RECEIPTS
(for Implementing Agency use only)
As at the Quarter Ending 30 June 2025

FAR No. 6

Department : State University and Colleges
Agency/Entity : University of the Philippines System
Operating Unit : N/A
Organization Code (UACS) : 080080000000
Fund Cluster : 07 - Trust Receipts

	Inter Agency Fund Transfer
	Grants and Donations (Less than 12 months)

Source Agencies and Projects	UACS CODE	Approved Budget			Utilizations					Disbursements					Balances		
		Approved Budgeted Revenue/ Receipts	Adjustments (Additions, Reductions, Modifications/ Augmentations)	Adjusted Budgeted Revenue	1st Quarter Ending March 31	2nd Quarter Ending June 30	3rd Quarter Ending Sept. 30	4th Quarter Ending Dec. 31	Total	1st Quarter Ending March 31	2nd Quarter Ending June 30	3rd Quarter Ending Sept. 30	4th Quarter Ending Dec. 31	Total	Unutilized Budget	Unpaid Utilizations (10-19) = (17+18)	
																Due and Demandable	Not Yet Due and Demandable
1	2	3	4	5=[3+(-)4]	6	7	8	9	10=(6+7+8+9)	11	12	13	14	15=(11+12+13+14)	16=(5-10)	17	18
PS		3,959,760.92		3,959,760.92		634,672.24			634,672.24		634,672.24			634,672.24	3,325,088.68	-	-
MOOE		1,414,591.72		1,414,591.72					-					-	1,414,591.72	-	-
CO				-					-					-	-	-	-
PHILIPPINE COUNCIL FOR HEALTH RESEARCH AND DEVELOPMENT																	
(107-242) Design, Development, Implementation, and Assessment of a Comprehensive Electronic Disease Registry with Health Data Dashboard for Liver Diseases in the Philippines - YEAR 2		7,942,012.51	-	7,942,012.51	-	197,589.93	-	-	197,589.93	-	197,589.93	-	-	197,589.93	7,744,422.58	-	-
PS		4,102,680.01		4,102,680.01		197,589.93			197,589.93		197,589.93			197,589.93	3,905,090.08	-	-
MOOE		3,239,332.50		3,239,332.50					-					-	3,239,332.50	-	-
CO		600,000.00		600,000.00					-					-	600,000.00	-	-
DEPARTMENT OF SCIENCE AND TECHNOLOGY																	
(107-288) ST LAP 2. Fundamentals of the Intellectual Property System (FIPS)		66,780.00	-	66,780.00	-	19,254.35	-	-	19,254.35	-	19,254.35	-	-	19,254.35	47,525.65	-	-
PS				-					-					-	-	-	-
MOOE		66,780.00		66,780.00		19,254.35			19,254.35		19,254.35			19,254.35	47,525.65	-	-
CO				-					-					-	-	-	-
PHILIPPINE COUNCIL FOR HEALTH RESEARCH AND DEVELOPMENT																	
(107-295) Identifying drivers for the emergence and transmission of key human pathogens and AMR in Vietnam and the Philippines (AMR-VP)		279,670.40	-	279,670.40	-	189,046.46	-	-	189,046.46	-	189,046.46	-	-	189,046.46	90,623.94	-	-
PS		254,646.46		254,646.46		189,046.46			189,046.46		189,046.46			189,046.46	65,600.00	-	-
MOOE		25,023.94		25,023.94					-					-	25,023.94	-	-
CO				-					-					-	-	-	-
DEPARTMENT OF SCIENCE AND TECHNOLOGY																	
(107-296) Population Diabetic Retinopathy Screening using an Artificial Intelligence-Powered Retina Imaging Software		2,753,582.40	-	2,753,582.40	-	-	-	-	-	-	-	-	-	-	2,753,582.40	-	-
PS		798,147.00		798,147.00					-					-	798,147.00	-	-
MOOE		1,955,435.40		1,955,435.40					-					-	1,955,435.40	-	-
CO				-					-					-	-	-	-
DEPARTMENT OF SCIENCE AND TECHNOLOGY																	

STATEMENT OF APPROVED BUDGET, UTILIZATIONS, DISBURSEMENTS AND BALANCES FOR TRUST RECEIPTS
(for Implementing Agency use only)
As at the Quarter Ending 30 June 2025

FAR No. 6

Department : State University and Colleges
Agency/Entity : University of the Philippines System
Operating Unit : N/A
Organization Code (UACS) : 080080000000
Fund Cluster : 07 - Trust Receipts

	Inter Agency Fund Transfer
	Grants and Donations (Less than 12 months)

Source Agencies and Projects	UACS CODE	Approved Budget			Utilizations					Disbursements					Balances		
		Approved Budgeted Revenue/ Receipts	Adjustments (Additions, Reductions, Modifications/ Augmentations)	Adjusted Budgeted Revenue	1st Quarter Ending March 31	2nd Quarter Ending June 30	3rd Quarter Ending Sept. 30	4th Quarter Ending Dec. 31	Total	1st Quarter Ending March 31	2nd Quarter Ending June 30	3rd Quarter Ending Sept. 30	4th Quarter Ending Dec. 31	Total	Unutilized Budget	Unpaid Utilizations (10-19) = (17+18)	
																Due and Demandable	Not Yet Due and Demandable
1	2	3	4	5=[3+(-)4]	6	7	8	9	10=(6+7+8+9)	11	12	13	14	15=(11+12+13+14)	16=(5-10)	17	18
(107-233) ONE ARM Project 3: Characterization of Bacterial Antimicrobial Resistance in Food Handlers and Food Sources in a Community in Tondo, Manila		9,329,460.75	-	9,329,460.75	-	-	-	-	-	-	-	-	-	-	9,329,460.75	-	-
PS		815,551.00		815,551.00					-					-	815,551.00	-	-
MOOE		5,343,909.75		5,343,909.75					-					-	5,343,909.75	-	-
CO		3,170,000.00		3,170,000.00					-					-	3,170,000.00	-	-
DEPARTMENT OF SCIENCE AND TECHNOLOGY																	
107-232) ONE ARM Project 2: Characterization of Antimicrobial Resistance from Nasal Oropharyngeal, and Fecal Samples Obtained from a Community in Tondo, Manila		7,472,358.24	-	7,472,358.24	-	-	-	-	-	-	-	-	-	-	7,472,358.24	-	-
PS		84,200.00		84,200.00					-					-	84,200.00	-	-
MOOE		2,805,808.24		2,805,808.24					-					-	2,805,808.24	-	-
CO		4,582,350.00		4,582,350.00					-					-	4,582,350.00	-	-
DEPARTMENT OF SCIENCE AND TECHNOLOGY																	
(107-234) ONE ARM Project 4: Characterization of Antimicrobial Resistance Genes in Selected Hospital Wastewater, Community Wastewater and Surface Water in Metro Manila - YEAR 2		8,073,452.20	-	8,073,452.20	-	-	-	-	-	-	-	-	-	-	8,073,452.20	-	-
PS		848,153.00		848,153.00					-					-	848,153.00	-	-
MOOE		3,905,299.20		3,905,299.20					-					-	3,905,299.20	-	-
CO		3,320,000.00		3,320,000.00					-					-	3,320,000.00	-	-
PHILIPPINE COUNCIL FOR HEALTH RESEARCH AND DEVELOPMENT																	
(107-297) Point-of-Care Innovative Sequencing Technologies and AI-Based Methods for Effective Diagnosis and Management of Antimicrobial Resistance in Leprosy		381,087.30	-	381,087.30	-	-	-	-	-	-	-	-	-	-	381,087.30	-	-
PS		381,087.30		381,087.30					-					-	381,087.30	-	-
MOOE									-					-		-	-
CO									-					-		-	-
DEPARTMENT OF SCIENCE AND TECHNOLOGY																	
(107-298) Leprosy Antimicrobial Molecular Surveillance in the Philippines (LepARMS)		5,818,388.83	-	5,818,388.83	-	-	-	-	-	-	-	-	-	-	5,818,388.83	-	-
PS		2,857,204.00		2,857,204.00					-					-	2,857,204.00	-	-
MOOE		2,961,184.83		2,961,184.83					-					-	2,961,184.83	-	-
CO									-					-		-	-

STATEMENT OF APPROVED BUDGET, UTILIZATIONS, DISBURSEMENTS AND BALANCES FOR TRUST RECEIPTS
(for Implementing Agency use only)
As at the Quarter Ending 30 June 2025

FAR No. 6

Department : State University and Colleges
Agency/Entity : University of the Philippines System
Operating Unit : N/A
Organization Code (UACS) : 080080000000
Fund Cluster : 07 - Trust Receipts

	Inter Agency Fund Transfer
	Grants and Donations (Less than 12 months)

Source Agencies and Projects	UACS CODE	Approved Budget			Utilizations					Disbursements					Balances		
		Approved Budgeted Revenue/ Receipts	Adjustments (Additions, Reductions, Modifications/ Augmentations)	Adjusted Budgeted Revenue	1st Quarter Ending March 31	2nd Quarter Ending June 30	3rd Quarter Ending Sept. 30	4th Quarter Ending Dec. 31	Total	1st Quarter Ending March 31	2nd Quarter Ending June 30	3rd Quarter Ending Sept. 30	4th Quarter Ending Dec. 31	Total	Unutilized Budget	Unpaid Utilizations (10-19) = (17+18)	
																Due and Demandable	Not Yet Due and Demandable
1	2	3	4	5=[3+(-)4]	6	7	8	9	10=(6+7+8+9)	11	12	13	14	15=(11+12+13+14)	16=(5-10)	17	18
PHILIPPINE COUNCIL FOR HEALTH RESEARCH AND DEVELOPMENT																	
(107-299) Support to present the paper entitled, "Characterization and IgE-Reactivity of Philippine Grasses, Weeds, and Trees" in the 31st Conference of the Federation of Asian and Oceanic Biochemist and Molecular Biologists (FAOBMB)		155,510.00	-	155,510.00	-	505.00	-	-	505.00	-	505.00	-	-	505.00	155,005.00	-	-
PS				-					-					-		-	-
MOOE		155,510.00		155,510.00		505.00			505.00		505.00			505.00	155,005.00	-	-
CO				-					-					-	-	-	-
PHILIPPINE COUNCIL FOR HEALTH RESEARCH AND DEVELOPMENT																	
(107-300) Collaborative Surveillance to Prevent Measles Outbreak (CoSMO) in Southeast Asia: A Model for Future Pandemics (CoSMO in Southeast Asia)		1,503,176.00	-	1,503,176.00	-	-	-	-	-	-	-	-	-	-	1,503,176.00	-	-
PS		1,285,048.00		1,285,048.00					-					-	1,285,048.00	-	-
MOOE		218,128.00		218,128.00					-					-	218,128.00	-	-
CO				-					-					-	-	-	-
DEPARTMENT OF SCIENCE AND TECHNOLOGY																	
(107-301) Combinatorial Antibody-based Approach to Viral Reactivation and Suppression for HIV-infected Monocytes and CD4+ T Cells In Vitro		17,932,379.20	-	17,932,379.20	-	-	-	-	-	-	-	-	-	-	17,932,379.20	-	-
PS		4,492,880.00		4,492,880.00					-					-	4,492,880.00	-	-
MOOE		13,439,499.20		13,439,499.20					-					-	13,439,499.20	-	-
CO				-					-					-	-	-	-
PHILIPPINE COUNCIL FOR HEALTH RESEARCH AND DEVELOPMENT																	
(107-247) TB Pathogenomics Study: Interactions Between Mycobacterium tuberculosis Genomics And Human Host Susceptibility Factors In Determining TB Infection or Disease Status and Treatment Outcomes		6,395,389.40	-	6,395,389.40	-	-	-	-	-	-	-	-	-	-	6,395,389.40	-	-
PS		938,274.49		938,274.49					-					-	938,274.49	-	-
MOOE		5,457,114.91		5,457,114.91					-					-	5,457,114.91	-	-
CO				-					-					-	-	-	-
PHILIPPINE COUNCIL FOR HEALTH RESEARCH AND DEVELOPMENT																	
(107-302) Development of a Phantom Model System for Gynecologic and Obstetrics Ultrasound-guided Procedures		4,993,048.00	-	4,993,048.00	-	-	-	-	-	-	-	-	-	-	4,993,048.00	-	-
PS		2,846,908.00		2,846,908.00					-					-	2,846,908.00	-	-
MOOE		1,291,140.00		1,291,140.00					-					-	1,291,140.00	-	-

STATEMENT OF APPROVED BUDGET, UTILIZATIONS, DISBURSEMENTS AND BALANCES FOR TRUST RECEIPTS
(for Implementing Agency use only)
As at the Quarter Ending 30 June 2025

FAR No. 6

Department : State University and Colleges
 Agency/Entity : University of the Philippines System
 Operating Unit : N/A
 Organization Code (UACS) : 080080000000
 Fund Cluster : 07 - Trust Receipts

☐ Inter Agency Fund Transfer
☐ Grants and Donations (Less than 12 months)

Source Agencies and Projects	UACS CODE	Approved Budget			Utilizations					Disbursements					Balances		
		Approved Budgeted Revenue/ Receipts	Adjustments (Additions, Reductions, Modifications/ Augmentations)	Adjusted Budgeted Revenue	1st Quarter Ending March 31	2nd Quarter Ending June 30	3rd Quarter Ending Sept. 30	4th Quarter Ending Dec. 31	Total	1st Quarter Ending March 31	2nd Quarter Ending June 30	3rd Quarter Ending Sept. 30	4th Quarter Ending Dec. 31	Total	Unutilized Budget	Unpaid Utilizations (10-19) = (17+18)	
																Due and Demandable	Not Yet Due and Demandable
1	2	3	4	5=[3+(-)4]	6	7	8	9	10=(6+7+8+9)	11	12	13	14	15=(11+12+13+14)	16=(5-10)	17	18
CO		855,000.00		855,000.00	-				-					-	855,000.00	-	-
AAVCLAB: Establishing and Operationalizing the Agri-Aqua Value Chain Laboratory in UP Mindanao		5,000,000.00	-	5,000,000.00	244,695.73	526,967.67	-	-	771,663.40	238,595.73	524,348.67	-	-	762,944.40	4,228,336.60	-	8,719.00
PS		788,298.00		788,298.00	238,595.73	507,978.00			746,573.73	238,595.73	507,978.00			746,573.73	41,724.27		-
MOOE		2,651,702.00		2,651,702.00	6,100.00	18,989.67			25,089.67		16,370.67			16,370.67	2,626,612.33		8,719.00
CO		1,560,000.00		1,560,000.00					-					-	1,560,000.00	-	-
NUTR: Assessment of Nutrition and Development of Appropriate Food Product Intervention among Children in Flood Prone and Geographically Isolated and Disadvantage Areas in Davao De Oro		2,613,884.50	-	2,613,884.50	141,794.55	583,891.20	-	-	725,685.75	64,974.20	575,276.45	-	-	640,250.65	1,888,198.75	-	85,435.10
PS		1,388,664.00		1,388,664.00	57,474.20	294,001.90			351,476.10	57,474.20	294,001.90			351,476.10	1,037,187.90	-	-
MOOE		1,225,220.50		1,225,220.50	84,320.35	289,889.30			374,209.65	7,500.00	281,274.55			288,774.55	851,010.85	-	85,435.10
CO				-	-				-					-	-	-	-
EMBRACE MABIDA: Empowering Mindanao Biodiversity Research awareness and Conservation Efforts through Marine Biodiversity Database Phase 2		4,999,981.00	-	4,999,981.00	767,258.05	1,661,216.00	-	-	2,428,474.05	422,817.05	1,236,477.00	-	-	1,659,294.05	2,571,506.95	-	769,180.00
PS		2,141,052.00		2,141,052.00	422,817.05	709,696.50			1,132,513.55	422,817.05	709,696.50			1,132,513.55	1,008,538.45	-	-
MOOE		2,623,929.00		2,623,929.00	344,441.00	951,519.50			1,295,960.50		526,780.50			526,780.50	1,327,968.50	-	769,180.00
CO		235,000.00		235,000.00	-				-					-	235,000.00	-	-
PCHRD-PATH: GENOSURV - Genomics Surveillance of Drug-resistant Bacteria Pathogens in Mindanao		27,653,049.63	-	27,653,049.63	-	734,184.12	-	-	734,184.12	-	640,372.90	-	-	640,372.90	26,918,865.51	-	93,811.22
PS		1,582,156.50		1,582,156.50		420,194.87			420,194.87		420,194.87			420,194.87	1,161,961.63	-	-
MOOE		1,330,000.00		1,330,000.00		313,989.25			313,989.25		220,178.03			220,178.03	1,016,010.75	-	93,811.22
CO		24,740,893.13		24,740,893.13	-				-					-	24,740,893.13	-	-
AANR: Translating Research into Policy and Practice: International conference for Agriculture Economics and Development for the AANR sector in Mindanao and the Philippines		700,000.00	-	700,000.00	-	100.00	-	-	100.00	-	100.00	-	-	100.00	699,900.00	-	-
PS				-					-					-	-	-	-
MOOE		700,000.00		700,000.00		100.00			100.00		100.00			100.00	699,900.00	-	-
CO				-	-				-					-	-	-	-
FUSION: Converging Industries and Institutions for Innovation and Technology Transfer		4,999,276.00	-	4,999,276.00	-	1,420,437.54	-	-	1,420,437.54	-	1,010,236.18	-	-	1,010,236.18	3,578,838.46	-	410,201.36
PS				-					-					-	-	-	-

STATEMENT OF APPROVED BUDGET, UTILIZATIONS, DISBURSEMENTS AND BALANCES FOR TRUST RECEIPTS
(for Implementing Agency use only)
As at the Quarter Ending 30 June 2025

FAR No. 6

Department : State University and Colleges
Agency/Entity : University of the Philippines System
Operating Unit : N/A
Organization Code (UACS) : 080080000000
Fund Cluster : 07 - Trust Receipts

	Inter Agency Fund Transfer
	Grants and Donations (Less than 12 months)

Source Agencies and Projects	UACS CODE	Approved Budget			Utilizations					Disbursements					Balances		
		Approved Budgeted Revenue/ Receipts	Adjustments (Additions, Reductions, Modifications/ Augmentations)	Adjusted Budgeted Revenue	1st Quarter Ending March 31	2nd Quarter Ending June 30	3rd Quarter Ending Sept. 30	4th Quarter Ending Dec. 31	Total	1st Quarter Ending March 31	2nd Quarter Ending June 30	3rd Quarter Ending Sept. 30	4th Quarter Ending Dec. 31	Total	Unutilized Budget	Unpaid Utilizations (10-19) = (17+18)	
																Due and Demandable	Not Yet Due and Demandable
1	2	3	4	5=[3+(-)4]	6	7	8	9	10=(6+7+8+9)	11	12	13	14	15=(11+12+13+14)	16=(5-10)	17	18
MOOE		4,999,276.00		4,999,276.00		1,420,437.54			1,420,437.54		1,010,236.18			1,010,236.18	3,578,838.46	-	410,201.36
CO				-	-				-					-	-	-	-
CHARMS MINDANAO: Capacity-building and Human Resource Development (HRD) for the Advancement of Research in Marine Science in Mindanao		4,983,391.00	-	4,983,391.00	-	1,052,575.50	-	-	1,052,575.50	-	-	-	-	-	3,930,815.50	-	1,052,575.50
PS		1,884,900.00		1,884,900.00		654,070.50			654,070.50					-	1,230,829.50	-	654,070.50
MOOE		3,098,491.00		3,098,491.00		398,505.00			398,505.00					-	2,699,986.00	-	398,505.00
CO				-	-				-					-	-	-	-
A1-DURIAN: AI-Based Non-Invasive Grading system for durian		3,752,550.71	-	3,752,550.71	-	1,582,361.00	-	-	1,582,361.00	-	1,449,431.98	-	-	1,449,431.98	2,170,189.71	-	132,929.02
PS		2,897,509.00		2,897,509.00		1,373,320.00			1,373,320.00		1,300,084.00			1,300,084.00	1,524,189.00	-	73,236.00
MOOE		855,041.71		855,041.71		209,041.00			209,041.00		149,347.98			149,347.98	646,000.71	-	59,693.02
CO				-	-				-					-	-	-	-
MARILOG: Linking Cacao farmers to sustainable market for better income and well-being: the case of small-scale cacao farmers in the UP Mindanao Land Reservation area in Marilog, Davao City		1,999,480.00	-	1,999,480.00	-	53,018.18	-	-	53,018.18	-	38,878.00	-	-	38,878.00	1,946,461.82	-	14,140.18
PS				-					-					-	-	-	-
MOOE		1,999,480.00		1,999,480.00		53,018.18			53,018.18		38,878.00			38,878.00	1,946,461.82	-	14,140.18
CO				-	-				-					-	-	-	-
LIFE-PROJ1: Contributing to Peacebuilding through the LIFE Model in MILF		1,477,164.57	-	1,477,164.57	-	1,379,979.41	-	-	1,379,979.41	-	1,379,979.41	-	-	1,379,979.41	97,185.16	-	-
PS		577,164.57		577,164.57		567,853.56			567,853.56		567,853.56			567,853.56	9,311.01	-	-
MOOE		900,000.00		900,000.00		812,125.85			812,125.85		812,125.85			812,125.85	87,874.15	-	-
CO				-	-				-					-	-	-	-
LIFE-PROJ2: Expanding the LIFE model to UP Min Land Reservation in Laak, Davao city		1,118,835.86	-	1,118,835.86	-	881,345.15	-	-	881,345.15	-	765,162.18	-	-	765,162.18	237,490.71	-	116,182.97
PS		447,534.34		447,534.34		293,727.47			293,727.47		293,727.47			293,727.47	153,806.87	-	-
MOOE		671,301.52		671,301.52		587,617.68			587,617.68		471,434.71			471,434.71	83,683.84	-	116,182.97
CO				-	-				-					-	-	-	-
Smart and Sustainable Communities in Davao City for Inclusive Development (SMART CEST-GRIND)		917,525.00	-	917,525.00	-	-	-	-	-	-	-	-	-	-	917,525.00	-	-
PS				-					-					-	-	-	-
MOOE		917,525.00		917,525.00					-					-	917,525.00	-	-

STATEMENT OF APPROVED BUDGET, UTILIZATIONS, DISBURSEMENTS AND BALANCES FOR TRUST RECEIPTS
(for Implementing Agency use only)
As at the Quarter Ending 30 June 2025

FAR No. 6

Department : State University and Colleges
 Agency/Entity : University of the Philippines System
 Operating Unit : N/A
 Organization Code (UACS) : 080080000000
 Fund Cluster : 07 - Trust Receipts

	Inter Agency Fund Transfer
	Grants and Donations (Less than 12 months)

Source Agencies and Projects	UACS CODE	Approved Budget			Utilizations					Disbursements					Balances		
		Approved Budgeted Revenue/ Receipts	Adjustments (Additions, Reductions, Modifications/ Augmentations)	Adjusted Budgeted Revenue	1st Quarter Ending March 31	2nd Quarter Ending June 30	3rd Quarter Ending Sept. 30	4th Quarter Ending Dec. 31	Total	1st Quarter Ending March 31	2nd Quarter Ending June 30	3rd Quarter Ending Sept. 30	4th Quarter Ending Dec. 31	Total	Unutilized Budget	Unpaid Utilizations (10-19) = (17+18)	
																Due and Demandable	Not Yet Due and Demandable
1	2	3	4	5=[3+(-)4]	6	7	8	9	10=[6+7+8+9]	11	12	13	14	15=[11+12+13+14]	16=(5-10)	17	18
CO				-	-				-					-	-	-	-
HIV PROJ1: Genomic Characterization of HIV In Davao City		14,901,509.57	-	14,901,509.57	100.00	1,201,693.82	-	-	1,201,793.82	100.00	712,349.82	-	-	712,449.82	13,699,715.75	-	489,344.00
PS		3,548,149.00		3,548,149.00		708,849.82			708,849.82		708,849.82			708,849.82	2,839,299.18	-	-
MOOE		9,113,360.57		9,113,360.57	100.00	492,844.00			492,944.00	100.00	3,500.00			3,600.00	8,620,416.57	-	489,344.00
CO		2,240,000.00		2,240,000.00					-					-	2,240,000.00	-	-
HIV PROJ2: Prevalence and Genomic Characterization of HIV In Tawi-Tawi		7,878,666.83	-	7,878,666.83	100.00	296,860.38	-	-	296,960.38	100.00	256,298.38	-	-	256,398.38	7,581,706.45	-	40,562.00
PS		1,558,337.00		1,558,337.00		78,855.00			78,855.00		78,855.00			78,855.00	1,479,482.00	-	-
MOOE		3,792,197.90		3,792,197.90	100.00	218,005.38			218,105.38	100.00	177,443.38			177,543.38	3,574,092.52	-	40,562.00
CO		2,528,131.93		2,528,131.93					-					-	2,528,131.93	-	-
Office of the President																	
Transfer of fund for the financial assistance for the purchase of prescription medicines, medical supplies/devices and diagnostic fund and other hospital care medical services and support to indigent, vulnerable and disadvantaged patients		100,000,000.00	-	100,000,000.00	-	-	-	-	-	-	-	-	-	-	100,000,000.00	-	-
PS				-					-					-	-	-	-
MOOE		100,000,000.00		100,000,000.00					-					-	100,000,000.00	-	-
CO				-					-					-	-	-	-
Transfer of fund for the procurement of medical equipment		287,500,000.00	-	287,500,000.00	-	-	-	-	-	-	-	-	-	-	287,500,000.00	-	-
PS				-					-					-	-	-	-
MOOE				-					-					-	-	-	-
CO		287,500,000.00		287,500,000.00					-					-	287,500,000.00	-	-
Medical Assistance to Indigent Patients Program		128,957,537.73	-	128,957,537.73	-	50,244,973.02	-	-	50,244,973.02	-	50,244,973.02	-	-	50,244,973.02	78,712,564.71	-	-
PS				-					-					-	-	-	-
MOOE		128,957,537.73		128,957,537.73		50,244,973.02			50,244,973.02		50,244,973.02			50,244,973.02	78,712,564.71	-	-
CO				-					-					-	-	-	-
COMMISSION ON HIGHER EDUCATION																	
TDP-TES Scholarship		215,975.00	1,104,200.00	1,320,175.00	202,500.00	1,117,500.00	-	-	1,320,000.00	202,500.00	1,117,500.00	-	-	1,320,000.00	175.00	-	-
PS				-					-					-	-	-	-

STATEMENT OF APPROVED BUDGET, UTILIZATIONS, DISBURSEMENTS AND BALANCES FOR TRUST RECEIPTS
(for Implementing Agency use only)
As at the Quarter Ending 30 June 2025

FAR No. 6

Department : State University and Colleges
 Agency/Entity : University of the Philippines System
 Operating Unit : N/A
 Organization Code (UACS) : 080080000000
 Fund Cluster : 07 - Trust Receipts

	Inter Agency Fund Transfer
	Grants and Donations (Less than 12 months)

Source Agencies and Projects	UACS CODE	Approved Budget			Utilizations					Disbursements					Balances		
		Approved Budgeted Revenue/ Receipts	Adjustments (Additions, Reductions, Modifications/ Augmentations)	Adjusted Budgeted Revenue	1st Quarter Ending March 31	2nd Quarter Ending June 30	3rd Quarter Ending Sept. 30	4th Quarter Ending Dec. 31	Total	1st Quarter Ending March 31	2nd Quarter Ending June 30	3rd Quarter Ending Sept. 30	4th Quarter Ending Dec. 31	Total	Unutilized Budget	Unpaid Utilizations (10-19) = (17+18)	
																Due and Demandable	Not Yet Due and Demandable
1	2	3	4	5=[3+(-)4]	6	7	8	9	10=[6+7+8+9]	11	12	13	14	15=[11+12+13+14]	16=(5-10)	17	18
MOOE		215,975.00	1,104,200.00	1,320,175.00	202,500.00	1,117,500.00			1,320,000.00	202,500.00	1,117,500.00			1,320,000.00	175.00		-
CO				-					-					-	-		-
CHED - NAFES																	
Upgrading of Instructional facilities and Laboratories under the NUCAF's and PIAFs		5,000,000.00	-	5,000,000.00	-	3,780,000.00	-	-	3,780,000.00	-	-	-	-	-	1,220,000.00	-	3,780,000.00
PS				-					-					-	-		-
MOOE				-					-					-	-		-
CO		5,000,000.00		5,000,000.00		3,780,000.00			3,780,000.00					-	1,220,000.00		3,780,000.00
DEPARTMENT OF SCIENCE AND TECHNOLOGY																	
PCAARRD																	
Potassium and Calcium-enhanced Liquid Fertilizers from Invasive and Toxin-free affcctde mussel-avamos verdante		3,337,117.00	-	3,337,117.00	1,015,722.00	303,988.00	-	-	1,319,710.00	179,253.00	35,726.00	-	-	214,979.00	2,017,407.00	241,268.00	863,463.00
PS		1,172,472.00		1,172,472.00	153,515.00	241,268.00			394,783.00	153,515.00				153,515.00	777,689.00	241,268.00	-
MOOE		1,714,645.00		1,714,645.00	412,207.00	62,720.00			474,927.00	25,738.00	35,726.00			61,464.00	1,239,718.00	-	413,463.00
CO		450,000.00		450,000.00					450,000.00					-	-	-	450,000.00
Mycofeeds for Freshwater and Saline Tilapia Culture		1,194,999.31	-	1,194,999.31	602,005.77	372,581.32	-	-	974,587.09	602,005.77	363,790.32	-	-	965,796.09	220,412.22	-	8,791.00
PS		664,678.00		664,678.00	333,814.50	212,682.50			546,497.00	333,814.50	212,682.50			546,497.00	118,181.00	-	-
MOOE		530,321.31		530,321.31	268,191.27	159,898.82			428,090.09	268,191.27	151,107.82			419,299.09	102,231.22	-	8,791.00
CO				-					-					-	-	-	-
Gene-based identification of growth promoting feed additives for milkfish aquaculture		2,681,620.00	-	2,681,620.00	52,992.75	449,682.00	-	-	502,674.75	52,992.75	176,382.00	-	-	229,374.75	2,178,945.25	-	273,300.00
PS		1,053,380.00		1,053,380.00	52,992.75	161,103.00			214,095.75	52,992.75	161,103.00			214,095.75	839,284.25	-	-
MOOE		1,293,240.00		1,293,240.00		288,579.00			288,579.00		15,279.00			15,279.00	1,004,661.00	-	273,300.00
CO		335,000.00		335,000.00					-					-	335,000.00	-	-
Field testing of hatchery and nursery production and development of broodstock transport protocols for the native catfish Clarias macrocephalus		870,620.30	-	870,620.30	810,360.34		-	-	810,360.34	725,460.34		-	-	725,460.34	60,259.96	-	84,900.00
PS		322,854.00		322,854.00	264,654.00				264,654.00					264,654.00	58,200.00	-	-
MOOE		547,766.30		547,766.30	545,706.34				545,706.34	460,806.34				460,806.34	2,059.96	-	84,900.00
CO				-					-					-	-	-	-
Strengthening the Intellectual Property and Technology Business Management (IPTBM) in the University of th Philippines Visayas (UPV) under RAISE Program Phase 2		2,034,911.00	-	2,034,911.00	188,811.00	442,683.80	-	-	631,494.80	154,011.00	408,726.80	-	-	562,739.80	1,403,416.20	-	68,755.00

STATEMENT OF APPROVED BUDGET, UTILIZATIONS, DISBURSEMENTS AND BALANCES FOR TRUST RECEIPTS
(for Implementing Agency use only)
As at the Quarter Ending 30 June 2025

FAR No. 6

Department : State University and Colleges
Agency/Entity : University of the Philippines System
Operating Unit : N/A
Organization Code (UACS) : 080080000000
Fund Cluster : 07 - Trust Receipts

	Inter Agency Fund Transfer
	Grants and Donations (Less than 12 months)

Source Agencies and Projects	UACS CODE	Approved Budget			Utilizations					Disbursements					Balances		
		Approved Budgeted Revenue/ Receipts	Adjustments (Additions, Reductions, Modifications/ Augmentations)	Adjusted Budgeted Revenue	1st Quarter Ending March 31	2nd Quarter Ending June 30	3rd Quarter Ending Sept. 30	4th Quarter Ending Dec. 31	Total	1st Quarter Ending March 31	2nd Quarter Ending June 30	3rd Quarter Ending Sept. 30	4th Quarter Ending Dec. 31	Total	Unutilized Budget	Unpaid Utilizations (10-19) = (17+18)	
																Due and Demandable	Not Yet Due and Demandable
1	2	3	4	5=[3+(-)4]	6	7	8	9	10=(6+7+8+9)	11	12	13	14	15=(11+12+13+14)	16=(5-10)	17	18
PS		666,384.00		666,384.00	116,082.00	203,535.00			319,617.00	116,082.00	203,535.00			319,617.00	346,767.00	-	-
MOOE		1,368,527.00		1,368,527.00	72,729.00	239,148.80			311,877.80	37,929.00	205,193.80			243,122.80	1,056,649.20		68,755.00
CO				-					-					-	-	-	-
STRENGTHENING THE REGIONAL AGRI HUB (ABH) IN WESTERN VISAYAS UNDER THE RAISE PROGRAM PHASE 2		2,233,694.00	-	2,233,694.00	-	620,502.52	-	-	620,502.52	-	514,252.52	-	-	514,252.52	1,613,191.48	-	106,250.00
PS		733,677.00		733,677.00		182,715.00			182,715.00		182,715.00			182,715.00	550,962.00	-	-
MOOE		1,500,017.00		1,500,017.00		437,787.52			437,787.52		331,537.52			331,537.52	1,062,229.48	-	106,250.00
CO				-					-					-	-	-	-
Molecular Detection of Pathogens in Mangrove Crab: A Step Towards Ensuring a Sustainable Mangrove Crab Aquaculture Industry Year 2		585,881.15	-	585,881.15	-	255,927.10	-	-	255,927.10	-	244,927.10	-	-	244,927.10	329,954.05	-	11,000.00
PS		290,051.00		290,051.00		192,006.00			192,006.00		192,006.00			192,006.00	98,045.00	-	-
MOOE		295,830.15		295,830.15		63,921.10			63,921.10		52,921.10			52,921.10	231,909.05	-	11,000.00
CO				-					-					-	-	-	-
Molecular Guided Techniques for Improvement of Reproduction of Performance of saline-Tolerant Tilapia Year 2		1,050,205.10	-	1,050,205.10	-	579,161.88	-	-	579,161.88	-	562,161.88	-	-	562,161.88	471,043.22	-	17,000.00
PS		454,486.00		454,486.00		305,907.18			305,907.18		305,907.18			305,907.18	148,578.82	-	-
MOOE		595,719.10		595,719.10		273,254.70			273,254.70		256,254.70			256,254.70	322,464.40	-	17,000.00
CO				-					-					-	-	-	-
Strengthening the Agri-Aqua Technology Business Incubator Phase 2		2,601,108.00	-	2,601,108.00	-	1,201,190.46	-	-	1,201,190.46	-	526,590.46	-	-	526,590.46	1,399,917.54	-	674,600.00
PS		1,024,482.00		1,024,482.00		319,814.95			319,814.95		319,814.95			319,814.95	704,667.05	-	-
MOOE		1,176,626.00		1,176,626.00		481,375.51			481,375.51		206,775.51			206,775.51	695,250.49	-	274,600.00
CO		400,000.00		400,000.00		400,000.00			400,000.00					-	-	-	400,000.00
Establishment of the Center for Mollusk research and development: Development of Spawning and Hatchery Techniques for the Blood cockle (Anadara Granosa) for Sustainable Aquaculture Year 3		764,840.60	-	764,840.60	-	641,511.35	-	-	641,511.35	-	641,511.35	-	-	641,511.35	123,329.25	-	-
PS		559,776.00		559,776.00		551,370.00			551,370.00		551,370.00			551,370.00	8,406.00	-	-
MOOE		205,064.60		205,064.60		90,141.35			90,141.35		90,141.35			90,141.35	114,923.25	-	-
CO				-					-					-	-	-	-

STATEMENT OF APPROVED BUDGET, UTILIZATIONS, DISBURSEMENTS AND BALANCES FOR TRUST RECEIPTS
(for Implementing Agency use only)
As at the Quarter Ending 30 June 2025

FAR No. 6

Department : State University and Colleges
Agency/Entity : University of the Philippines System
Operating Unit : N/A
Organization Code (UACS) : 080080000000
Fund Cluster : 07 - Trust Receipts

☐ Inter Agency Fund Transfer
☐ Grants and Donations (Less than 12 months)

Source Agencies and Projects	UACS CODE	Approved Budget			Utilizations					Disbursements					Balances		
		Approved Budgeted Revenue/ Receipts	Adjustments (Additions, Reductions, Modifications/ Augmentations)	Adjusted Budgeted Revenue	1st Quarter Ending March 31	2nd Quarter Ending June 30	3rd Quarter Ending Sept. 30	4th Quarter Ending Dec. 31	Total	1st Quarter Ending March 31	2nd Quarter Ending June 30	3rd Quarter Ending Sept. 30	4th Quarter Ending Dec. 31	Total	Unutilized Budget	Unpaid Utilizations (10-19) = (17+18)	
																Due and Demandable	Not Yet Due and Demandable
1	2	3	4	5=[3+(-)4]	6	7	8	9	10=[6+7+8+9]	11	12	13	14	15=[11+12+13+14]	16=(5-10)	17	18
Strengthening the Regional Knowledge Management(KM) Hub in western visayas under the raise program phase 2		1,068,796.00	-	1,068,796.00	-	429,942.34	-	-	429,942.34	-	429,942.34	-	-	429,942.34	638,853.66	-	-
PS		594,384.00		594,384.00		278,870.00			278,870.00		278,870.00			278,870.00	315,514.00		-
MOOE		474,412.00		474,412.00		151,072.34			151,072.34		151,072.34			151,072.34	323,339.66		-
CO				-					-					-	-	-	-
Morpho-functional traits and eDNA metabarcoding of freshwater fishes and invertebrate communities in Panay		1,049,420.00	-	1,049,420.00	-	53,326.00	-	-	53,326.00	-	53,326.00	-	-	53,326.00	996,094.00	-	-
PS		316,026.00		316,026.00		53,326.00			53,326.00		53,326.00			53,326.00	262,700.00		-
MOOE		733,394.00		733,394.00					-					-	733,394.00		-
CO				-					-					-	-		-
Improvement of Milkfish Larval Rearing and Nursery Culture Through Gut Metagenome, Transcriptome Analysis and Gut microbial community manipulations		1,227,057.88	-	1,227,057.88	-	970,701.45	-	-	970,701.45	-	615,951.45	-	-	615,951.45	256,356.43	-	354,750.00
PS		487,606.00		487,606.00		234,236.50			234,236.50		234,236.50			234,236.50	253,369.50		-
MOOE		739,451.88		739,451.88		736,464.95			736,464.95		381,714.95			381,714.95	2,986.93		354,750.00
CO				-					-					-	-		-
Biology and fisheries of Cephalopod resources around panay island & Tañon Strait		5,159,913.00	-	5,159,913.00	-	62,547.68	-	-	62,547.68	-	62,547.68	-	-	62,547.68	5,097,365.32	-	-
PS		1,837,004.00		1,837,004.00		18,014.50			18,014.50		18,014.50			18,014.50	1,818,989.50	-	-
MOOE		2,792,909.00		2,792,909.00		44,533.18			44,533.18		44,533.18			44,533.18	2,748,375.82	-	-
CO		530,000.00		530,000.00					-					-	530,000.00	-	-
Detection of Antimicrobial resistance genes (ARGs) in Aquacultures whiteleg Shrimp		2,953,150.50	-	2,953,150.50	-	-	-	-	-	-	-	-	-	-	2,953,150.50	-	-
PS		970,436.00		970,436.00					-					-	970,436.00	-	-
MOOE		1,382,714.50		1,382,714.50					-					-	1,382,714.50	-	-
CO		600,000.00		600,000.00					-					-	600,000.00	-	-
Dev't of Biofloculator - a mobile app in computing organic carbon sources during biofloc production in nursery culture of shrimp		3,355,872.80	-	3,355,872.80	-	-	-	-	-	-	-	-	-	-	3,355,872.80	-	-
PS		1,351,184.00		1,351,184.00					-					-	1,351,184.00	-	-
MOOE		2,004,688.80		2,004,688.80					-					-	2,004,688.80	-	-
CO				-					-					-	-	-	-

STATEMENT OF APPROVED BUDGET, UTILIZATIONS, DISBURSEMENTS AND BALANCES FOR TRUST RECEIPTS
(for Implementing Agency use only)
As at the Quarter Ending 30 June 2025

FAR No. 6

Department : State University and Colleges
Agency/Entity : University of the Philippines System
Operating Unit : N/A
Organization Code (UACS) : 080080000000
Fund Cluster : 07 - Trust Receipts

	Inter Agency Fund Transfer
	Grants and Donations (Less than 12 months)

Source Agencies and Projects	UACS CODE	Approved Budget			Utilizations					Disbursements					Balances		
		Approved Budgeted Revenue/ Receipts	Adjustments (Additions, Reductions, Modifications/ Augmentations)	Adjusted Budgeted Revenue	1st Quarter Ending March 31	2nd Quarter Ending June 30	3rd Quarter Ending Sept. 30	4th Quarter Ending Dec. 31	Total	1st Quarter Ending March 31	2nd Quarter Ending June 30	3rd Quarter Ending Sept. 30	4th Quarter Ending Dec. 31	Total	Unutilized Budget	Unpaid Utilizations (10-19) = (17+18)	
																Due and Demandable	Not Yet Due and Demandable
1	2	3	4	5=[3+(-)4]	6	7	8	9	10=(6+7+8+9)	11	12	13	14	15=(11+12+13+14)	16=(5-10)	17	18
SEI																	
ASTHRDP		14,721,090.93	1,520,000.00	16,241,090.93	8,222,942.17	4,988,466.95	-	-	13,211,409.12	8,222,942.17	4,988,466.95	-	-	13,211,409.12	3,029,681.81	-	-
PS				-					-					-	-	-	-
MOOE		14,721,090.93	1,520,000.00	16,241,090.93	8,222,942.17	4,988,466.95			13,211,409.12	8,222,942.17	4,988,466.95			13,211,409.12	3,029,681.81		-
CO				-					-					-	-		-
ILOILO PROVINCIAL GOVERNMENT																	
Profiling and Microbial Assessment of Native Delicacies for Sustainable Food System Strategies in Iloilo (Phase 1)		400,000.00	-	400,000.00	74,054.50	219,861.18	-	-	293,915.68	46,054.50	162,256.18	-	-	208,310.68	106,084.32	-	85,605.00
PS				-					-					-	-	-	-
MOOE		400,000.00	56,000.00	344,000.00	74,054.50	198,861.18			272,915.68	46,054.50	162,256.18			208,310.68	71,084.32		64,605.00
CO			56,000.00	56,000.00		21,000.00			21,000.00					-	35,000.00	-	21,000.00
Development and demonstration of sea-based nursery system for tissue-cultured seaweeds for mass production		400,000.00	-	400,000.00	10,100.00	221,068.08	-	-	231,168.08	10,100.00	125,018.08	-	-	135,118.08	168,831.92	-	96,050.00
PS				-					-					-	-	-	-
MOOE		400,000.00		400,000.00	10,100.00	221,068.08			231,168.08	10,100.00	125,018.08			135,118.08	168,831.92		96,050.00
CO				-					-					-	-	-	-
COMMISSION ON HIGHER EDUCATION																	
Tulong-Dunong Program under the Tertiary Education Subsidy (TDP-TES)		37,687.50	263,475.00	301,162.50	-	240,000.00	-	-	240,000.00	-	240,000.00	-	-	240,000.00	61,162.50	-	-
PS				-					-					-	-	-	-
MOOE		37,687.50	263,475.00	301,162.50		240,000.00			240,000.00		240,000.00			240,000.00	61,162.50		-
CO				-					-					-	-		-
ACEF - Agricultural Competitiveness Enhancement Fund Scholars in UPLB		1,109,000.00	-	1,109,000.00	1,032,000.00	-	-	-	1,032,000.00	1,032,000.00	-	-	-	1,032,000.00	77,000.00	-	-
PS				-					-					-	-	-	-
MOOE		1,109,000.00		1,109,000.00	1,032,000.00				1,032,000.00	1,032,000.00				1,032,000.00	77,000.00		-
CO				-					-					-	-		-
The potential of cecropin and defensin insect antimicrobial peptides (AMPs) for enhanced resistance to phytopathogens in agricultural crops and possible therapeutic applications against antibiotic resistance		6,400,000.00	-	6,400,000.00	-	-	-	-	-	-	-	-	-	-	6,400,000.00	-	-
PS				-					-					-	-		-

STATEMENT OF APPROVED BUDGET, UTILIZATIONS, DISBURSEMENTS AND BALANCES FOR TRUST RECEIPTS
(for Implementing Agency use only)
As at the Quarter Ending 30 June 2025

FAR No. 6

Department : State University and Colleges
Agency/Entity : University of the Philippines System
Operating Unit : N/A
Organization Code (UACS) : 080080000000
Fund Cluster : 07 - Trust Receipts

☐ Inter Agency Fund Transfer
☐ Grants and Donations (Less than 12 months)

Source Agencies and Projects	UACS CODE	Approved Budget			Utilizations					Disbursements					Balances		
		Approved Budgeted Revenue/ Receipts	Adjustments (Additions, Reductions, Modifications/ Augmentations)	Adjusted Budgeted Revenue	1st Quarter Ending March 31	2nd Quarter Ending June 30	3rd Quarter Ending Sept. 30	4th Quarter Ending Dec. 31	Total	1st Quarter Ending March 31	2nd Quarter Ending June 30	3rd Quarter Ending Sept. 30	4th Quarter Ending Dec. 31	Total	Unutilized Budget	Unpaid Utilizations (10-19) = (17+18)	
																Due and Demandable	Not Yet Due and Demandable
1	2	3	4	5=[3+(-)4]	6	7	8	9	10=[(6+7)+8+9]	11	12	13	14	15=[(11+12)+13+14]	16=(5-10)	17	18
MOOE		3,240,000.00		3,240,000.00					-					-	3,240,000.00		-
CO		3,160,000.00		3,160,000.00	-				-					-	3,160,000.00		-
DEPARTMENT OF AGRARIAN REFORM																	
Creating a Model Agrarian Community for a Sustainable Agro-Industrial Rural Development through Building Value Chains, Boosting Capacities and Matching Markets (MAC-BBM) in the Province of Pangasinan		500,000.00	71,944.00	571,944.00	-	71,944.00	-	-	71,944.00	-	71,944.00	-	-	71,944.00	500,000.00	-	-
PS		500,000.00	-	500,000.00					-					-	500,000.00		-
MOOE			71,944.00	71,944.00		71,944.00			71,944.00		71,944.00			71,944.00	-	-	-
CO				-					-					-	-		-
Bureau of Agricultural Research																	
Validation and Application of Integrated Management Strategies and Evaluation of Banana Varieties Against Bugtok Disease in Cavite, Philippines		2,999,983.30	-	2,999,983.30	-	190,259.00	-	-	190,259.00	-	190,259.00	-	-	190,259.00	2,809,724.30	-	-
PS		730,720.00		730,720.00		119,015.00			119,015.00		119,015.00			119,015.00	611,705.00		-
MOOE		1,999,263.30		1,999,263.30		71,244.00			71,244.00		71,244.00			71,244.00	1,928,019.30		-
CO		270,000.00		270,000.00					-					-	270,000.00		-
Determination of Combining Ability Estimates of Local Corn Accessions and Supporting Regional Research Stations to Develop High Yielding Cultivars		5,885,027.00	-	5,885,027.00	-	554,280.02	-	-	554,280.02	-	554,280.02	-	-	554,280.02	5,330,746.98	-	-
PS		717,519.00		717,519.00		162,678.59			162,678.59		162,678.59			162,678.59	554,840.41		-
MOOE		4,907,508.00		4,907,508.00		391,601.43			391,601.43		391,601.43			391,601.43	4,515,906.57		-
CO		260,000.00		260,000.00					-					-	260,000.00		-
Assessment and Improvement of The Developed Site-Specific Nutrient Management (SSNM) Prototype for Lakatan and Saba Banana In Region II, IV-A and XI		3,899,570.40	-	3,899,570.40	-	327,467.25	-	-	327,467.25	-	327,467.25	-	-	327,467.25	3,572,103.15	-	-
PS		772,944.00		772,944.00		101,530.00			101,530.00		101,530.00			101,530.00	671,414.00		-
MOOE		3,126,626.40		3,126,626.40		225,937.25			225,937.25		225,937.25			225,937.25	2,900,689.15		-
CO				-					-					-	-		-
Assessing Pollinator Diversity and Enhancing Capacity for Stingless Bee Propagation to Optimize Pollination Services and the Production of Honey and Propolis		3,000,000.00	-	3,000,000.00	-	65,958.10	-	-	65,958.10	-	65,958.10	-	-	65,958.10	2,934,041.90	-	-
PS		88,000.00		88,000.00					-					-	88,000.00		-
MOOE		2,912,000.00		2,912,000.00		65,958.10			65,958.10		65,958.10			65,958.10	2,846,041.90		-

STATEMENT OF APPROVED BUDGET, UTILIZATIONS, DISBURSEMENTS AND BALANCES FOR TRUST RECEIPTS
(for Implementing Agency use only)
As at the Quarter Ending 30 June 2025

FAR No. 6

Department : State University and Colleges
Agency/Entity : University of the Philippines System
Operating Unit : N/A
Organization Code (UACS) : 080080000000
Fund Cluster : 07 - Trust Receipts

	Inter Agency Fund Transfer
	Grants and Donations (Less than 12 months)

Source Agencies and Projects	UACS CODE	Approved Budget			Utilizations					Disbursements					Balances		
		Approved Budgeted Revenue/ Receipts	Adjustments (Additions, Reductions, Modifications/ Augmentations)	Adjusted Budgeted Revenue	1st Quarter Ending March 31	2nd Quarter Ending June 30	3rd Quarter Ending Sept. 30	4th Quarter Ending Dec. 31	Total	1st Quarter Ending March 31	2nd Quarter Ending June 30	3rd Quarter Ending Sept. 30	4th Quarter Ending Dec. 31	Total	Unutilized Budget	Unpaid Utilizations (10-19) = (17+18)	
																Due and Demandable	Not Yet Due and Demandable
1	2	3	4	5=[3+(-)4]	6	7	8	9	10=(6+7+8+9)	11	12	13	14	15=(11+12+13+14)	16=(5-10)	17	18
CO				-					-					-	-		-
Crop Diversification and Mechanization for Higher Productivity and Efficiency in Rice-Based Systems		4,320,000.00	-	4,320,000.00	-	509,705.79	-	-	509,705.79	-	509,705.79	-	-	509,705.79	3,810,294.21	-	-
PS		1,912,020.00		1,912,020.00		484,299.00			484,299.00		484,299.00			484,299.00	1,427,721.00		-
MOOE		2,407,980.00		2,407,980.00		25,406.79			25,406.79		25,406.79			25,406.79	2,382,573.21		-
CO				-					-					-	-		-
CONSERVATION AND CHARACTERIZATION OF NSIC REGISTERED FRUIT AND NUT VARIETIES THROUGH THE ESTABLISHMENT OF FOUNDATION SCION GROVES IN SELECTED REGIONS		3,900,000.00	-	3,900,000.00	-	-	-	-	-	-	-	-	-	-	3,900,000.00	-	-
PS		324,261.00		324,261.00					-					-	324,261.00		-
MOOE		3,485,739.00		3,485,739.00					-					-	3,485,739.00		-
CO		90,000.00		90,000.00					-					-	90,000.00		-
Strategic Scaling of Market-Driven Rice Breeding Technologies for Improved Productivity, Nutrition, and Sustainable Seed System		6,000,000.00	-	6,000,000.00	-	-	-	-	-	-	-	-	-	-	6,000,000.00	-	-
PS		1,464,435.00		1,464,435.00					-					-	1,464,435.00		-
MOOE		4,535,565.00		4,535,565.00					-					-	4,535,565.00		-
CO				-					-					-	-		-
DEPARTMENT OF ENVIRONMENT AND NATURAL RESOURCES																	
Master of Science in Natural Resources - first tranche		570,102.00	-	570,102.00	196,740.00		-	-	196,740.00	196,740.00		-	-	196,740.00	373,362.00	-	-
PS		262,720.00		262,720.00					-					-	262,720.00		-
MOOE		307,382.00		307,382.00	196,740.00				196,740.00	196,740.00				196,740.00	110,642.00		-
CO				-					-					-	-		-
Review and Updating of Climate Change-Responsive Integrated River Basin Management and Development Master Plan of the Cagayan River Basin		750,000.00	-	750,000.00	-	-	-	-	-	-	-	-	-	-	750,000.00	-	-
PS		750,000.00		750,000.00					-					-	750,000.00		-
MOOE				-					-					-	-		-
CO				-					-					-	-		-

STATEMENT OF APPROVED BUDGET, UTILIZATIONS, DISBURSEMENTS AND BALANCES FOR TRUST RECEIPTS
(for Implementing Agency use only)
As at the Quarter Ending 30 June 2025

FAR No. 6

Department : State University and Colleges
Agency/Entity : University of the Philippines System
Operating Unit : N/A
Organization Code (UACS) : 080080000000
Fund Cluster : 07 - Trust Receipts

	Inter Agency Fund Transfer
	Grants and Donations (Less than 12 months)

Source Agencies and Projects	UACS CODE	Approved Budget			Utilizations					Disbursements					Balances		
		Approved Budgeted Revenue/ Receipts	Adjustments (Additions, Reductions, Modifications/ Augmentations)	Adjusted Budgeted Revenue	1st Quarter Ending March 31	2nd Quarter Ending June 30	3rd Quarter Ending Sept. 30	4th Quarter Ending Dec. 31	Total	1st Quarter Ending March 31	2nd Quarter Ending June 30	3rd Quarter Ending Sept. 30	4th Quarter Ending Dec. 31	Total	Unutilized Budget	Unpaid Utilizations (10-19) = (17+18)	
																Due and Demandable	Not Yet Due and Demandable
1	2	3	4	5=[3+(-)4]	6	7	8	9	10=(6+7+8+9)	11	12	13	14	15=(11+12+13+14)	16=(5-10)	17	18
Cave Air Quality Alert System (Cave Air QAS): AeroCave tool development, monitoring, and assessment under intense climatic events in a tropical setting		918,000.00	-	918,000.00	-	718,888.00	-	-	718,888.00	-	718,888.00	-	-	718,888.00	199,112.00	-	-
PS		127,054.00		127,054.00					-					-	127,054.00		-
MOOE		790,946.00		790,946.00		718,888.00			718,888.00		718,888.00			718,888.00	72,058.00		-
CO				-					-					-	-		-
DEPARTMENT OF SCIENCE AND TECHNOLOGY																	
Office of the Secretary/GIA																	
Accelerated R&D Program for Capacity Building of Research and Development Institutions and Industrial Competitiveness: Collaborative Research and Development to Leverage Philippine Economy (CRADLE) Program: Process Development for the Production of Unripe Mature Banana-based Anticaking and Bulking Agent for Nutraceutical Applications		2,182,198.00	-	2,182,198.00	-	873,117.00	-	-	873,117.00	-	873,117.00	-	-	873,117.00	1,309,081.00	-	-
PS		1,167,089.00		1,167,089.00		672,665.00			672,665.00		672,665.00			672,665.00	494,424.00		-
MOOE		1,015,109.00		1,015,109.00		200,452.00			200,452.00		200,452.00			200,452.00	814,657.00		-
CO				-					-					-	-		-
SEVEN LAKES ASSESSMENT AND MONITORING PROGRAM: STRATEGIES TOWARD SUSTAINABLE LAKE ECOSYSTEM (7 LAMPS) - PHASE 2 Project 1. Surveillance of Invasive Alien Species in Tropical Maar Lakes: Biology and Ecology of Invasive Mollusks and Fish in the Lakes of San Pablo		1,520,000.00	277,054.00	1,797,054.00	-	277,054.00	-	-	277,054.00	-	277,054.00	-	-	277,054.00	1,520,000.00	-	-
PS			220,454.00	220,454.00		220,454.00			220,454.00		220,454.00			220,454.00	-		-
MOOE			56,600.00	56,600.00		56,600.00			56,600.00		56,600.00			56,600.00	-		-
CO		1,520,000.00		1,520,000.00					-					-	1,520,000.00		-
SEVEN LAKES ASSESSMENT AND MONITORING PROGRAM: STRATEGIES TOWARD SUSTAINABLE LAKE ECOSYSTEM (7 LAMPS) - PHASE 2 Project 2. Development and Valuation of Sustainable Land-and-Lake-Use Plans Using Participatory Watershed Land-and-Lake-Use Management (PWLLM) Approach in Lakes Sampaloc, Palakpakin and Pandin		100,000.00	276,570.00	376,570.00	-	365,070.00	-	-	365,070.00	-	365,070.00	-	-	365,070.00	11,500.00	-	-
PS			133,260.00	133,260.00		133,260.00			133,260.00		133,260.00			133,260.00	-		-
MOOE			143,310.00	143,310.00		143,310.00			143,310.00		143,310.00			143,310.00	-		-
CO		100,000.00		100,000.00		88,500.00			88,500.00		88,500.00			88,500.00	11,500.00		-

STATEMENT OF APPROVED BUDGET, UTILIZATIONS, DISBURSEMENTS AND BALANCES FOR TRUST RECEIPTS
(for Implementing Agency use only)
As at the Quarter Ending 30 June 2025

FAR No. 6

Department : State University and Colleges
 Agency/Entity : University of the Philippines System
 Operating Unit : N/A
 Organization Code (UACS) : 080080000000
 Fund Cluster : 07 - Trust Receipts

	Inter Agency Fund Transfer
	Grants and Donations (Less than 12 months)

Source Agencies and Projects	UACS CODE	Approved Budget			Utilizations					Disbursements					Balances		
		Approved Budgeted Revenue/ Receipts	Adjustments (Additions, Reductions, Modifications/ Augmentations)	Adjusted Budgeted Revenue	1st Quarter Ending March 31	2nd Quarter Ending June 30	3rd Quarter Ending Sept. 30	4th Quarter Ending Dec. 31	Total	1st Quarter Ending March 31	2nd Quarter Ending June 30	3rd Quarter Ending Sept. 30	4th Quarter Ending Dec. 31	Total	Unutilized Budget	Unpaid Utilizations (10-19) = (17+18)	
																Due and Demandable	Not Yet Due and Demandable
1	2	3	4	5=[3+(-)4]	6	7	8	9	10=(6+7+8+9)	11	12	13	14	15=(11+12+13+14)	16=(5-10)	17	18
SEVEN LAKES ASSESSMENT AND MONITORING PROGRAM: STRATEGIES TOWARD SUSTAINABLE LAKE ECOSYSTEM (7 LAMPS) - PHASE 2 Project 3. Development of Accessible Detection Methods for Improved Monitoring of Waterborne Pathogens in Environmental Waters		615,000.00	537,916.00	1,152,916.00	-	537,916.00	-	-	537,916.00	-	537,916.00	-	-	537,916.00	615,000.00	-	-
PS			402,201.00	402,201.00		402,201.00			402,201.00		402,201.00			402,201.00		-	-
MOOE			135,715.00	135,715.00		135,715.00			135,715.00		135,715.00			135,715.00		-	-
CO		615,000.00		615,000.00					-					-	615,000.00		-
CHOCOLABARZON: Improvement of Cacao Bean Quality and Establishment of the Regional Identity of Philippine Chocolate in CALABARZON		3,067,124.60	-	3,067,124.60	389,456.00	745,048.00	-	-	1,134,504.00	389,456.00	745,048.00	-	-	1,134,504.00	1,932,620.60	-	-
PS		1,148,288.00		1,148,288.00	317,456.00	360,820.00			678,276.00	317,456.00	360,820.00			678,276.00	470,012.00	-	-
MOOE		838,836.60		838,836.60	72,000.00	384,228.00			456,228.00	72,000.00	384,228.00			456,228.00	382,608.60	-	-
CO		1,080,000.00		1,080,000.00					-					-	1,080,000.00		-
Climate Risk Assessment and Precision Agriculture Strategies for Philippine Rice-based Systems using Multi-model Short-term Climate Predictions		2,140,268.00	-	2,140,268.00	-	144,116.00	-	-	144,116.00	-	144,116.00	-	-	144,116.00	1,996,152.00	-	-
PS			1,132,296.00	1,132,296.00		144,116.00			144,116.00		144,116.00			144,116.00	988,180.00	-	-
MOOE		2,140,268.00	-	1,149,896.00		990,372.00			-					-	990,372.00	-	-
CO			17,600.00	17,600.00					-					-	17,600.00	-	-
SEVEN LAKES ASSESSMENT AND MONITORING PROGRAM: STRATEGIES TOWARD SUSTAINABLE LAKE ECOSYSTEM (7 LAMPS) - PHASE 2 Project 4. Endocrine Disruption Responses in Fish Near Outfalls Sewers in the Lakes of San Pablo		825,000.00	196,614.44	1,021,614.44	-	196,614.44	-	-	196,614.44	-	196,614.44	-	-	196,614.44	825,000.00	-	-
PS			177,554.44	177,554.44		177,554.44			177,554.44		177,554.44			177,554.44		-	-
MOOE			19,060.00	19,060.00		19,060.00			19,060.00		19,060.00			19,060.00		-	-
CO		825,000.00	-	825,000.00					-					-	825,000.00		-
Biopigments from Actinobacteria and their Application in the Cosmetic Industry		1,518,900.00	215,288.25	1,734,188.25	-	215,288.25	-	-	215,288.25	-	215,288.25	-	-	215,288.25	1,518,900.00	-	-
PS			68,098.00	68,098.00		68,098.00			68,098.00		68,098.00			68,098.00		-	-
MOOE			147,190.25	147,190.25		147,190.25			147,190.25		147,190.25			147,190.25		-	-
CO		1,518,900.00	-	1,518,900.00					-					-	1,518,900.00		-

STATEMENT OF APPROVED BUDGET, UTILIZATIONS, DISBURSEMENTS AND BALANCES FOR TRUST RECEIPTS
(for Implementing Agency use only)
As at the Quarter Ending 30 June 2025

FAR No. 6

Department : State University and Colleges
Agency/Entity : University of the Philippines System
Operating Unit : N/A
Organization Code (UACS) : 080080000000
Fund Cluster : 07 - Trust Receipts

	Inter Agency Fund Transfer
	Grants and Donations (Less than 12 months)

Source Agencies and Projects	UACS CODE	Approved Budget			Utilizations					Disbursements					Balances		
		Approved Budgeted Revenue/ Receipts	Adjustments (Additions, Reductions, Modifications/ Augmentations)	Adjusted Budgeted Revenue	1st Quarter Ending March 31	2nd Quarter Ending June 30	3rd Quarter Ending Sept. 30	4th Quarter Ending Dec. 31	Total	1st Quarter Ending March 31	2nd Quarter Ending June 30	3rd Quarter Ending Sept. 30	4th Quarter Ending Dec. 31	Total	Unutilized Budget	Unpaid Utilizations (10-19) = (17+18)	
																Due and Demandable	Not Yet Due and Demandable
1	2	3	4	5=[3+(-)4]	6	7	8	9	10=[(6+7+8+9)]	11	12	13	14	15=(11+12+13+14)	16=(5-10)	17	18
Virology and Vaccine Research Program (RVP): Pandemic Response Preparedness for Emerging Bat-Borne Viruses from Rural and Peri-Urban Environments (PREVENT): Bat-Borne Virus Surveillance Towards Diagnostic and Vaccine Research. Project 2. Unravelling Virus with Pandemic Potential and Development of Nucleic Acid-Based Detection and Diagnostic Assays Exploring the Public Health Impacts of Bat Virome Survey		18,044,327.60	163,178.00	18,207,505.60	-	163,178.00	-	-	163,178.00	-	163,178.00	-	-	163,178.00	18,044,327.60	-	-
PS			143,838.00	143,838.00		143,838.00			143,838.00		143,838.00			143,838.00	-		-
MOOE			19,340.00	19,340.00		19,340.00			19,340.00		19,340.00			19,340.00	-		-
CO		18,044,327.60	-	18,044,327.60					-					-	18,044,327.60		-
Virology and Vaccine Research Program (RVP): Pandemic Response Preparedness for Emerging Bat-Borne Viruses from Rural and Peri-Urban Environments (PREVENT): Bat-Borne Virus Surveillance Towards Diagnostic and Vaccine Research. Project 3. Pandemic Preparedness for Bat-Borne Viruses Through the Generation of a Vaccine Platform Using Virus-like Particles (VLP) and the Evaluation of its Host Range		32,265,000.00	160,467.00	32,425,467.00	-	160,467.00	-	-	160,467.00	-	160,467.00	-	-	160,467.00	32,265,000.00	-	-
PS			146,467.00	146,467.00		146,467.00			146,467.00		146,467.00			146,467.00	-		-
MOOE			14,000.00	14,000.00		14,000.00			14,000.00		14,000.00			14,000.00	-		-
CO		32,265,000.00	-	32,265,000.00					-					-	32,265,000.00		-
Strengthening Water Security and Resilience through Prioritization of Pollutants for Drinking Water and Protection of Aquatic Life in Laguna Lake, Philippines (P2L2)		2,422,099.70	-	2,422,099.70	-	309,477.00	-	-	309,477.00	-	309,477.00	-	-	309,477.00	2,112,622.70	-	-
PS		1,180,116.00		1,180,116.00		309,477.00			309,477.00		309,477.00			309,477.00	870,639.00		-
MOOE		1,241,983.70		1,241,983.70					-					-	1,241,983.70		-
CO				-					-					-	-		-
"Program Title: DOST-JST JOINT RESEARCH PROJECT ON WATER SECURITY Project Title: Bio-based Pretreatment for Enhanced Seawater Desalination (BioPSea)"		2,430,088.45	-	2,430,088.45	-	-	-	-	-	-	-	-	-	-	2,430,088.45	-	-
PS		1,022,862.00		1,022,862.00					-					-	1,022,862.00		-
MOOE		1,407,226.45		1,407,226.45					-					-	1,407,226.45		-
CO				-					-					-	-		-
Evaluation of the Use of Loop-Mediated Isothermal Amplification (LAMP) in the Trypanosoma evansi in Water Buffaloes (Bubalus bubalis)		1,000,000.00	-	1,000,000.00	-	-	-	-	-	-	-	-	-	-	1,000,000.00	-	-
PS		244,200.00		244,200.00					-					-	244,200.00		-
MOOE		755,800.00		755,800.00					-					-	755,800.00		-

STATEMENT OF APPROVED BUDGET, UTILIZATIONS, DISBURSEMENTS AND BALANCES FOR TRUST RECEIPTS
(for Implementing Agency use only)
As at the Quarter Ending 30 June 2025

FAR No. 6

Department : State University and Colleges
Agency/Entity : University of the Philippines System
Operating Unit : N/A
Organization Code (UACS) : 080080000000
Fund Cluster : 07 - Trust Receipts

☐ Inter Agency Fund Transfer
☐ Grants and Donations (Less than 12 months)

Source Agencies and Projects	UACS CODE	Approved Budget			Utilizations					Disbursements					Balances		
		Approved Budgeted Revenue/ Receipts	Adjustments (Additions, Reductions, Modifications/ Augmentations)	Adjusted Budgeted Revenue	1st Quarter Ending March 31	2nd Quarter Ending June 30	3rd Quarter Ending Sept. 30	4th Quarter Ending Dec. 31	Total	1st Quarter Ending March 31	2nd Quarter Ending June 30	3rd Quarter Ending Sept. 30	4th Quarter Ending Dec. 31	Total	Unutilized Budget	Unpaid Utilizations (10-19) = (17+18)	
																Due and Demandable	Not Yet Due and Demandable
1	2	3	4	5=[3+(-)4]	6	7	8	9	10=(6+7+8+9)	11	12	13	14	15=(11+12+13+14)	16=(5-10)	17	18
CO				-					-					-	-		-
Water Resources Assessment: Flood Resilience and Nature-based solutions (NbS) to Address Water Security Issues in Pasig-Marikina and Laguna Lake Basin		3,226,217.53	-	3,226,217.53	-	-	-	-	-	-	-	-	-	-	3,226,217.53	-	-
PS		1,952,034.00		1,952,034.00					-					-	1,952,034.00		-
MOOE		1,274,183.53		1,274,183.53					-					-	1,274,183.53		-
CO		-		-					-					-	-		-
Development of Plant-Based Skin Conditioning and Nourishing Ingredients from Underutilized Philippine Herbs		3,096,711.30	-	3,096,711.30	-	-	-	-	-	-	-	-	-	-	3,096,711.30	-	-
PS		1,751,421.00		1,751,421.00					-					-	1,751,421.00		-
MOOE		1,345,290.30		1,345,290.30					-					-	1,345,290.30		-
CO		-		-					-					-	-		-
Machine Learning Interatomic Potential for High Entropy Alloys		1,027,018.73	-	1,027,018.73	-	-	-	-	-	-	-	-	-	-	1,027,018.73	-	-
PS		619,196.00		619,196.00					-					-	619,196.00		-
MOOE		257,158.33		257,158.33					-					-	257,158.33		-
CO		150,664.40		150,664.40					-					-	150,664.40		-
Program Title: SARAI CENTRALIZED NATIONAL HUB FOR REGIONAL OPERATIONS (SARAI CENTRO) Project Title: Project 1. SARAI Central Hub		9,835,240.00	-	9,835,240.00	-	-	-	-	-	-	-	-	-	-	9,835,240.00	-	-
PS		5,071,708.00		5,071,708.00					-					-	5,071,708.00		-
MOOE		1,933,532.00		1,933,532.00					-					-	1,933,532.00		-
CO		2,830,000.00		2,830,000.00					-					-	2,830,000.00		-
Program Title: SARAI CENTRALIZED NATIONAL HUB FOR REGIONAL OPERATIONS (SARAI CENTRO) Project Title: Project 2. SARAI Regional Hubs		14,630,348.00	-	14,630,348.00	-	-	-	-	-	-	-	-	-	-	14,630,348.00	-	-
PS		3,338,060.00		3,338,060.00					-					-	3,338,060.00		-
MOOE		11,292,288.00		11,292,288.00					-					-	11,292,288.00		-
CO		-		-					-					-	-		-
Philippine Council for Agriculture, Aquatic & Natural Resources Research & Devt.																	
Field Trial Plantation of Indigenous Tree Species for the Wood-based Industry in Laguna and Quezon		781,688.30	-	781,688.30	78,769.50	178,486.00	-	-	257,255.50	78,769.50	178,486.00	-	-	257,255.50	524,432.80	-	-
PS		365,964.00		365,964.00	58,041.00	77,388.00			135,429.00	58,041.00	77,388.00			135,429.00	230,535.00		-
MOOE		415,724.30		415,724.30	20,728.50	101,098.00			121,826.50	20,728.50	101,098.00			121,826.50	293,897.80		-

STATEMENT OF APPROVED BUDGET, UTILIZATIONS, DISBURSEMENTS AND BALANCES FOR TRUST RECEIPTS
(for Implementing Agency use only)
As at the Quarter Ending 30 June 2025

FAR No. 6

Department : State University and Colleges
Agency/Entity : University of the Philippines System
Operating Unit : N/A
Organization Code (UACS) : 080080000000
Fund Cluster : 07 - Trust Receipts

	Inter Agency Fund Transfer
	Grants and Donations (Less than 12 months)

Source Agencies and Projects	UACS CODE	Approved Budget			Utilizations					Disbursements					Balances		
		Approved Budgeted Revenue/ Receipts	Adjustments (Additions, Reductions, Modifications/ Augmentations)	Adjusted Budgeted Revenue	1st Quarter Ending March 31	2nd Quarter Ending June 30	3rd Quarter Ending Sept. 30	4th Quarter Ending Dec. 31	Total	1st Quarter Ending March 31	2nd Quarter Ending June 30	3rd Quarter Ending Sept. 30	4th Quarter Ending Dec. 31	Total	Unutilized Budget	Unpaid Utilizations (10-19) = (17+18)	
																Due and Demandable	Not Yet Due and Demandable
1	2	3	4	5=[3+(-)4]	6	7	8	9	10=[6+7+8+9]	11	12	13	14	15=[11+12+13+14]	16=(5-10)	17	18
CO				-	-				-					-	-		-
Integration of Indigenous Knowledge in Designing Nature-Based Solutions for Climate-Smart Agriculture Sector in Selected Municipalities in Northern Philippines		1,431,607.20	-	1,431,607.20	-	364,914.50	-	-	364,914.50	-	364,914.50	-	-	364,914.50	1,066,692.70	-	-
PS		585,138.00		585,138.00		206,154.50			206,154.50		206,154.50			206,154.50	378,983.50		-
MOOE		846,469.20		846,469.20		158,760.00			158,760.00		158,760.00			158,760.00	687,709.20		-
CO				-					-					-	-		-
Island ReGen: Assessment of the Resilience of Small Island Communities and Gender Roles towards Mitigating Climate Change Impacts		1,479,472.26	-	1,479,472.26	135,831.24	442,091.08	-	-	577,922.32	135,831.24	442,091.08	-	-	577,922.32	901,549.94	-	-
PS		706,596.00		706,596.00	135,831.24	291,841.08			427,672.32	135,831.24	291,841.08			427,672.32	278,923.68		-
MOOE		772,876.26		772,876.26		150,250.00			150,250.00		150,250.00			150,250.00	622,626.26		-
CO				-					-					-	-		-
3D Printing Using ITPS-Derived Lignocellulosic Biomaterials (ITPS3D)		620,870.58	151,698.00	772,568.58	449,362.00	151,698.00	-	-	601,060.00	449,362.00	151,698.00	-	-	601,060.00	171,508.58	-	-
PS		497,286.00		497,286.00	447,162.00				447,162.00	447,162.00				447,162.00	50,124.00		-
MOOE		123,584.58	151,698.00	275,282.58	2,200.00	151,698.00			153,898.00	2,200.00	151,698.00			153,898.00	121,384.58		-
CO				-	-				-					-	-		-
Biodiversity Assessment of Riparian Zone in Ulot River in Samar Island Natural Park (SINP) Kalgangan		1,682,093.20	-	1,682,093.20	367,366.00	301,340.00	-	-	668,706.00	367,366.00	301,340.00	-	-	668,706.00	1,013,387.20	-	-
PS		485,808.00		485,808.00	161,620.00	169,220.00			330,840.00	161,620.00	169,220.00			330,840.00	154,968.00		-
MOOE		1,196,285.20		1,196,285.20	205,746.00	132,120.00			337,866.00	205,746.00	132,120.00			337,866.00	858,419.20		-
CO				-	-				-					-	-		-
Identification of Promising Philippine Coconut Populations for Hybrid Production Using Next Generation Tools and Technologies - Project 2. Comparative Protein Profile of the Local Coconut Varieties for Food, Nutraceutical, and Industrial Applications		2,625,771.00	-	2,625,771.00	-	841,089.50	-	-	841,089.50	-	841,089.50	-	-	841,089.50	1,784,681.50	-	-
PS		770,766.00		770,766.00		689,898.50			689,898.50		689,898.50			689,898.50	80,867.50		-
MOOE		1,855,005.00		1,855,005.00		151,191.00			151,191.00		151,191.00			151,191.00	1,703,814.00		-
CO				-					-					-	-		-
Analyzing the Effectiveness of Awareness Interventions for the Protection and Conservation of the Philippine Tamaraw		1,498,724.00	-	1,498,724.00	77,388.00	946,307.09	-	-	1,023,695.09	77,388.00	946,307.09	-	-	1,023,695.09	475,028.91	-	-
PS		320,964.00		320,964.00	77,388.00	166,482.00			243,870.00	77,388.00	166,482.00			243,870.00	77,064.00		-
MOOE		1,177,760.00		1,177,760.00		779,825.09			779,825.09		779,825.09			779,825.09	397,934.91		-

STATEMENT OF APPROVED BUDGET, UTILIZATIONS, DISBURSEMENTS AND BALANCES FOR TRUST RECEIPTS
(for Implementing Agency use only)
As at the Quarter Ending 30 June 2025

FAR No. 6

Department : State University and Colleges
Agency/Entity : University of the Philippines System
Operating Unit : N/A
Organization Code (UACS) : 080080000000
Fund Cluster : 07 - Trust Receipts

	Inter Agency Fund Transfer
	Grants and Donations (Less than 12 months)

Source Agencies and Projects	UACS CODE	Approved Budget			Utilizations					Disbursements					Balances		
		Approved Budgeted Revenue/ Receipts	Adjustments (Additions, Reductions, Modifications/ Augmentations)	Adjusted Budgeted Revenue	1st Quarter Ending March 31	2nd Quarter Ending June 30	3rd Quarter Ending Sept. 30	4th Quarter Ending Dec. 31	Total	1st Quarter Ending March 31	2nd Quarter Ending June 30	3rd Quarter Ending Sept. 30	4th Quarter Ending Dec. 31	Total	Unutilized Budget	Unpaid Utilizations (10-19) = (17+18)	
																Due and Demandable	Not Yet Due and Demandable
1	2	3	4	5=[3+(-)4]	6	7	8	9	10=[6+7+8+9]	11	12	13	14	15=[11+12+13+14]	16=(5-10)	17	18
CO				-	-				-					-	-		-
BRITEMAP: Project 1. Community-based Inventory and Mapping of Bamboo Resources in the Philippines Aided by a Mobile Application (COM-APP BRITEMAP)		3,777,923.90	-	3,777,923.90	-	473,246.00	-	-	473,246.00	-	473,246.00	-	-	473,246.00	3,304,677.90	-	-
PS		614,928.00		614,928.00		348,246.00			348,246.00		348,246.00			348,246.00	266,682.00		-
MOOE		3,027,995.90		3,027,995.90		125,000.00			125,000.00		125,000.00			125,000.00	2,902,995.90		-
CO		135,000.00		135,000.00					-					-	135,000.00		-
BRITEMAP: Project 3. Imperatives of Policy and Leveraging Stakeholders and National Entities towards Institutionalizing BRITEMAP (IMPLEMENT BRITEMAP)		2,111,066.29	-	2,111,066.29	-	267,714.00	-	-	267,714.00	-	267,714.00	-	-	267,714.00	1,843,352.29	-	-
PS		291,192.00		291,192.00		108,594.00			108,594.00		108,594.00			108,594.00	182,598.00		-
MOOE		1,819,874.29		1,819,874.29		159,120.00			159,120.00		159,120.00			159,120.00	1,660,754.29		-
CO				-					-					-	-		-
Deployment of a Data-Driven Assessment System (M3DAS) of the Mechanization Resources of the Sugarcane Industry for Improved Mechanization and Field Productivity		1,910,864.65	2,924,789.05	4,835,653.70	835,053.48	1,604,211.23	-	-	2,439,264.71	835,053.48	1,604,211.23	-	-	2,439,264.71	2,396,388.99	-	-
PS		1,295,502.00	1,369,872.00	2,665,374.00	676,192.00	685,877.85			1,362,069.85	676,192.00	685,877.85			1,362,069.85	1,303,304.15		-
MOOE		615,362.65	1,554,917.05	2,170,279.70	158,861.48	918,333.38			1,077,194.86	158,861.48	918,333.38			1,077,194.86	1,093,084.84		-
CO				-					-					-	-		-
Institutionalizing Integrated Crop Monitoring and Forecasting (ICMF) towards a Smarter Philippine Agriculture		1,425,926.10	-	1,425,926.10	-	789,371.00	-	-	789,371.00	-	789,371.00	-	-	789,371.00	636,555.10	-	-
PS		746,010.00		746,010.00		576,210.00			576,210.00		576,210.00			576,210.00	169,800.00		-
MOOE		679,916.10		679,916.10		213,161.00			213,161.00		213,161.00			213,161.00	466,755.10		-
CO				-					-					-	-		-
Production, Characterization, and Potential Applications of Biodegradable Plastic from Bamboo (BAMBUPLASTIC)		812,162.62	-	812,162.62	356,828.00	-	-	-	356,828.00	356,828.00	-	-	-	356,828.00	455,334.62	-	-
PS		452,286.00		452,286.00	350,528.00				350,528.00	350,528.00				350,528.00	101,758.00		-
MOOE		359,876.62		359,876.62	6,300.00				6,300.00	6,300.00				6,300.00	353,576.62		-
CO				-					-					-	-		-
Spacio-Temporal Monitoring and Rehabilitation Technology for Enhanced Recovery of Coral Reefs (SMARTER Corals)		2,985,709.50	2,151,314.45	5,137,023.95	411,124.00	1,099,034.93	-	-	1,510,158.93	411,124.00	1,099,034.93	-	-	1,510,158.93	3,626,865.02	-	-
PS		1,660,746.00	1,666,764.50	3,327,510.50	411,124.00	749,973.00			1,161,097.00	411,124.00	749,973.00			1,161,097.00	2,166,413.50		-
MOOE		1,324,963.50	484,549.95	1,809,513.45		349,061.93			349,061.93		349,061.93			349,061.93	1,460,451.52		-
CO				-					-					-	-		-

STATEMENT OF APPROVED BUDGET, UTILIZATIONS, DISBURSEMENTS AND BALANCES FOR TRUST RECEIPTS
(for Implementing Agency use only)
As at the Quarter Ending 30 June 2025

FAR No. 6

Department : State University and Colleges
 Agency/Entity : University of the Philippines System
 Operating Unit : N/A
 Organization Code (UACS) : 080080000000
 Fund Cluster : 07 - Trust Receipts

	Inter Agency Fund Transfer
	Grants and Donations (Less than 12 months)

Source Agencies and Projects	UACS CODE	Approved Budget			Utilizations					Disbursements					Balances		
		Approved Budgeted Revenue/ Receipts	Adjustments (Additions, Reductions, Modifications/ Augmentations)	Adjusted Budgeted Revenue	1st Quarter Ending March 31	2nd Quarter Ending June 30	3rd Quarter Ending Sept. 30	4th Quarter Ending Dec. 31	Total	1st Quarter Ending March 31	2nd Quarter Ending June 30	3rd Quarter Ending Sept. 30	4th Quarter Ending Dec. 31	Total	Unutilized Budget	Unpaid Utilizations (10-19) = (17+18)	
																Due and Demandable	Not Yet Due and Demandable
1	2	3	4	5=[3+(-)4]	6	7	8	9	10=(6+7+8+9)	11	12	13	14	15=(11+12+13+14)	16=(5-10)	17	18
BRITEMAP: Project 2. Mapping Bamboo Resources and Mobile Application and Dashboard Development in the Philippines (MAP-APP BRITEMAP)		1,942,855.80	-	1,942,855.80	58,041.00	293,767.00	-	-	351,808.00	58,041.00	293,767.00	-	-	351,808.00	1,591,047.80	-	-
PS		320,964.00		320,964.00	58,041.00	116,082.00			174,123.00	58,041.00	116,082.00			174,123.00	146,841.00		-
MOOE		1,541,891.80		1,541,891.80		177,685.00			177,685.00		177,685.00			177,685.00	1,364,206.80		-
CO		80,000.00		80,000.00					-					-	80,000.00		-
TechKnow: Strengthening Technology Transfer for Stronger University-Industry Collaboration for Sustainable Development		1,118,034.00	-	1,118,034.00	103,764.00	258,426.00	-	-	362,190.00	103,764.00	258,426.00	-	-	362,190.00	755,844.00	-	-
PS		570,456.00		570,456.00	103,764.00	242,116.00			345,880.00	103,764.00	242,116.00			345,880.00	224,576.00		-
MOOE		547,578.00		547,578.00		16,310.00			16,310.00		16,310.00			16,310.00	531,268.00		-
CO				-					-					-	-		-
Adaptability Trial and Performance Evaluation of Promising Sugarcane Hybrids in Different Agro-Ecological Growing Condition of the Philippines		2,742,589.60	2,478,014.37	5,220,603.97	1,038,955.50	2,478,014.37	-	-	3,516,969.87	1,038,955.50	2,478,014.37	-	-	3,516,969.87	1,703,634.10	-	-
PS		493,656.00	282,730.50	776,386.50	216,448.50	282,730.50			501,179.00	216,448.50	282,730.50			501,179.00	275,207.50		-
MOOE		2,248,933.60	2,195,283.87	4,444,217.47	820,507.00	2,195,283.87			3,015,790.87	820,507.00	2,195,283.87			3,015,790.87	1,428,426.60		-
CO				-					-					-	-		-
Gene Expression Profiles of Immune-Related Cytokines: Highlighting the Potential Role of Cellular Immunity Against Local Isolates of ASF in the Philippines		1,168,572.97	574,941.12	1,743,514.09	860,833.35	846,411.00	-	-	1,707,244.35	860,833.35	846,411.00	-	-	1,707,244.35	36,269.74	-	-
PS		754,302.00		754,302.00	446,562.38	271,469.88			718,032.26	446,562.38	271,469.88			718,032.26	36,269.74		-
MOOE		414,270.97	574,941.12	989,212.09	414,270.97	574,941.12			989,212.09	414,270.97	574,941.12			989,212.09	-		-
CO				-					-					-	-		-
Valorization of Bamboo Processing Wastes for Adhesive and Coating Applications (BAMVALOR)		405,348.00	297,420.00	702,768.00	302,614.00	297,420.00	-	-	600,034.00	302,614.00	297,420.00	-	-	600,034.00	102,734.00	-	-
PS		405,348.00		405,348.00	302,614.00				302,614.00	302,614.00				302,614.00	102,734.00		-
MOOE			297,420.00	297,420.00		297,420.00			297,420.00		297,420.00			297,420.00	-		-
CO				-					-					-	-		-
Harvesting Tomorrow: Envisioning the Futures of the Luzon Semi-Temperate Vegetable Industry by 2050 through Strategic Foresight		1,834,591.68	-	1,834,591.68	281,275.25	616,616.81	-	-	897,892.06	281,275.25	616,616.81	-	-	897,892.06	936,699.62	-	-
PS		633,408.00		633,408.00	187,920.00	423,314.00			611,234.00	187,920.00	423,314.00			611,234.00	22,174.00		-
MOOE		1,201,183.68		1,201,183.68	93,355.25	193,302.81			286,658.06	93,355.25	193,302.81			286,658.06	914,525.62		-
CO				-					-					-	-		-

STATEMENT OF APPROVED BUDGET, UTILIZATIONS, DISBURSEMENTS AND BALANCES FOR TRUST RECEIPTS
(for Implementing Agency use only)
As at the Quarter Ending 30 June 2025

FAR No. 6

Department : State University and Colleges
Agency/Entity : University of the Philippines System
Operating Unit : N/A
Organization Code (UACS) : 080080000000
Fund Cluster : 07 - Trust Receipts

	Inter Agency Fund Transfer
	Grants and Donations (Less than 12 months)

Source Agencies and Projects	UACS CODE	Approved Budget			Utilizations					Disbursements					Balances		
		Approved Budgeted Revenue/ Receipts	Adjustments (Additions, Reductions, Modifications/ Augmentations)	Adjusted Budgeted Revenue	1st Quarter Ending March 31	2nd Quarter Ending June 30	3rd Quarter Ending Sept. 30	4th Quarter Ending Dec. 31	Total	1st Quarter Ending March 31	2nd Quarter Ending June 30	3rd Quarter Ending Sept. 30	4th Quarter Ending Dec. 31	Total	Unutilized Budget	Unpaid Utilizations (10-19) = (17+18)	
																Due and Demandable	Not Yet Due and Demandable
1	2	3	4	5=[3+(-)4]	6	7	8	9	10=(6+7+8+9)	11	12	13	14	15=(11+12+13+14)	16=(5-10)	17	18
ISDAAN ni SARAI - Integrated Systems for Sustainable Development and Advancement of Aquaculture Nationwide		1,609,062.00	894,210.86	2,503,272.86	533,082.00	1,389,545.86	-	-	1,922,627.86	533,082.00	1,389,545.86	-	-	1,922,627.86	580,645.00	-	-
PS		884,130.00		884,130.00	383,574.00	495,335.00			878,909.00	383,574.00	495,335.00			878,909.00	5,221.00		-
MOOE		724,932.00	627,570.86	1,352,502.86	149,508.00	627,570.86			777,078.86	149,508.00	627,570.86			777,078.86	575,424.00		-
CO			266,640.00	266,640.00	-	266,640.00			266,640.00		266,640.00			266,640.00	-		-
Salt Business Model Development for Small Island Economy		1,653,599.50	-	1,653,599.50	611,071.00	420,651.00	-	-	1,031,722.00	611,071.00	420,651.00	-	-	1,031,722.00	621,877.50	-	-
PS		735,702.00		735,702.00	376,251.00	358,651.00			734,902.00	376,251.00	358,651.00			734,902.00	800.00		-
MOOE		917,897.50		917,897.50	234,820.00	62,000.00			296,820.00	234,820.00	62,000.00			296,820.00	621,077.50		-
CO				-					-					-	-		-
Productivity, Technical Efficiency, and Competitiveness of the Cacao Value		1,117,754.85	-	1,117,754.85	64,800.00	354,425.49	-	-	419,225.49	64,800.00	354,425.49	-	-	419,225.49	698,529.36	-	-
PS		460,800.00		460,800.00	64,800.00	137,006.45			201,806.45	64,800.00	137,006.45			201,806.45	258,993.55		-
MOOE		596,954.85		596,954.85		217,419.04			217,419.04		217,419.04			217,419.04	379,535.81		-
CO		60,000.00		60,000.00					-					-	60,000.00		-
Watershed Summit: Integration and Harmonization of Various Protocol of NGAs		1,000,000.00	-	1,000,000.00	52,497.00	104,994.00	-	-	157,491.00	52,497.00	104,994.00	-	-	157,491.00	842,509.00	-	-
PS		209,988.00		209,988.00	52,497.00	104,994.00			157,491.00	52,497.00	104,994.00			157,491.00	52,497.00		-
MOOE		790,012.00		790,012.00					-					-	790,012.00		-
CO				-	-				-					-	-		-
Enhancement of Implementation Readiness and Integration of the R2R/WEM into the Provincial Development and Physical Framework Plan (PDPFP) of the Province of Bataan		5,000,000.00	-	5,000,000.00	193,030.50	587,400.66	-	-	780,431.16	193,030.50	587,400.66	-	-	780,431.16	4,219,568.84	-	-
PS		1,721,844.00		1,721,844.00	193,030.50	386,061.00			579,091.50	193,030.50	386,061.00			579,091.50	1,142,752.50		-
MOOE		3,278,156.00		3,278,156.00		201,339.66			201,339.66		201,339.66			201,339.66	3,076,816.34		-
CO				-					-					-	-		-
Mining the Diversity of Philippine Traditional Rice Varieties through Whole Genome Sequencing and Bioinformatics		22,674,966.40	-	22,674,966.40	151,101.82	2,667,426.50	-	-	2,818,528.32	151,101.82	2,667,426.50	-	-	2,818,528.32	19,856,438.08	-	-
PS		4,748,784.00		4,748,784.00	151,101.82	355,104.00			506,205.82	151,101.82	355,104.00			506,205.82	4,242,578.18		-
MOOE		17,366,182.40		17,366,182.40		2,312,322.50			2,312,322.50		2,312,322.50			2,312,322.50	15,053,859.90		-
CO		560,000.00		560,000.00					-					-	560,000.00		-

STATEMENT OF APPROVED BUDGET, UTILIZATIONS, DISBURSEMENTS AND BALANCES FOR TRUST RECEIPTS
(for Implementing Agency use only)
As at the Quarter Ending 30 June 2025

FAR No. 6

	Inter Agency Fund Transfer
	Grants and Donations (Less than 12 months)

Department : State University and Colleges
Agency/Entity : University of the Philippines System
Operating Unit : N/A
Organization Code (UACS) : 080080000000
Fund Cluster : 07 - Trust Receipts

Source Agencies and Projects	UACS CODE	Approved Budget			Utilizations					Disbursements					Balances		
		Approved Budgeted Revenue/ Receipts	Adjustments (Additions, Reductions, Modifications/ Augmentations)	Adjusted Budgeted Revenue	1st Quarter Ending March 31	2nd Quarter Ending June 30	3rd Quarter Ending Sept. 30	4th Quarter Ending Dec. 31	Total	1st Quarter Ending March 31	2nd Quarter Ending June 30	3rd Quarter Ending Sept. 30	4th Quarter Ending Dec. 31	Total	Unutilized Budget	Unpaid Utilizations (10-19) = (17+18)	
																Due and Demandable	Not Yet Due and Demandable
1	2	3	4	5=[3+(-)4]	6	7	8	9	10=(6+7+8+9)	11	12	13	14	15=(11+12+13+14)	16=(5-10)	17	18
"Validation of the Axillary In Vitro Shoot Multiplication Protocol for 'Tacunan Dwarf' (TACD), 'Laguna Tall' (LAGT), and their hybrid, PCA 15-10."		3,253,865.00	-	3,253,865.00	43,543.01	267,419.00	-	-	310,962.01	43,543.01	267,419.00	-	-	310,962.01	2,942,902.99	-	-
PS		1,148,809.00		1,148,809.00	43,543.01	261,729.00			305,272.01	43,543.01	261,729.00			305,272.01	843,536.99		-
MOOE		1,705,056.00		1,705,056.00		5,690.00			5,690.00		5,690.00			5,690.00	1,699,366.00		-
CO		400,000.00		400,000.00					-					-	400,000.00		-
Mobilizing the Coconut Germplasm Collection for Sustainable Production of High Quality Hybrid Seednuts for Accelerated Distribution and Replanting		10,285,485.00	-	10,285,485.00	-	142,891.27	-	-	142,891.27	-	142,891.27	-	-	142,891.27	10,142,593.73	-	-
PS		3,063,768.00		3,063,768.00		140,251.27			140,251.27		140,251.27			140,251.27	2,923,516.73		-
MOOE		5,099,527.00		5,099,527.00		2,640.00			2,640.00		2,640.00			2,640.00	5,096,887.00		-
CO		2,122,190.00		2,122,190.00					-					-	2,122,190.00		-
Strategic Post-Harvest Research for Innovative and Novel Technologies for Horticulture Industry Development (SPRINT-Hort) Proj. 1: Postharvest Systems Improvement of Selected Horticultural Value Chains		2,774,247.00	-	2,774,247.00	-	521,814.52	-	-	521,814.52	-	521,814.52	-	-	521,814.52	2,252,432.48	-	-
PS		1,334,622.00		1,334,622.00		506,854.50			506,854.50		506,854.50			506,854.50	827,767.50		-
MOOE		1,439,625.00		1,439,625.00		14,960.02			14,960.02		14,960.02			14,960.02	1,424,664.98		-
CO				-					-					-	-		-
Strategic Post-Harvest Research for Innovative and Novel Technologies for Horticulture Industry Development (SPRINT-Hort) Proj. 2: Development of Low-Cost Cooling and Storage Systems for Horticultural Produce		2,286,162.50	-	2,286,162.50	-	587,886.00	-	-	587,886.00	-	587,886.00	-	-	587,886.00	1,698,276.50	-	-
PS		1,116,450.00		1,116,450.00		426,516.50			426,516.50		426,516.50			426,516.50	689,933.50		-
MOOE		1,169,712.50		1,169,712.50		161,369.50			161,369.50		161,369.50			161,369.50	1,008,343.00		-
CO				-					-					-	-		-
Strategic Post-Harvest Research for Innovative and Novel Technologies for Horticulture Industry Development (SPRINT-Hort) Project 3 - Development of Natural Preservation Systems for Fresh Horticultural Produce		2,117,720.00	-	2,117,720.00	-	474,760.55	-	-	474,760.55	-	474,760.55	-	-	474,760.55	1,642,959.45	-	-
PS		1,129,860.00		1,129,860.00		440,854.00			440,854.00		440,854.00			440,854.00	689,006.00		-
MOOE		987,860.00		987,860.00		33,906.55			33,906.55		33,906.55			33,906.55	953,953.45		-
CO				-					-					-	-		-

STATEMENT OF APPROVED BUDGET, UTILIZATIONS, DISBURSEMENTS AND BALANCES FOR TRUST RECEIPTS
(for Implementing Agency use only)
As at the Quarter Ending 30 June 2025

FAR No. 6

Department : State University and Colleges
Agency/Entity : University of the Philippines System
Operating Unit : N/A
Organization Code (UACS) : 080080000000
Fund Cluster : 07 - Trust Receipts

	Inter Agency Fund Transfer
	Grants and Donations (Less than 12 months)

Source Agencies and Projects	UACS CODE	Approved Budget			Utilizations					Disbursements					Balances		
		Approved Budgeted Revenue/ Receipts	Adjustments (Additions, Reductions, Modifications/ Augmentations)	Adjusted Budgeted Revenue	1st Quarter Ending March 31	2nd Quarter Ending June 30	3rd Quarter Ending Sept. 30	4th Quarter Ending Dec. 31	Total	1st Quarter Ending March 31	2nd Quarter Ending June 30	3rd Quarter Ending Sept. 30	4th Quarter Ending Dec. 31	Total	Unutilized Budget	Unpaid Utilizations (10-19) = (17+18)	
																Due and Demandable	Not Yet Due and Demandable
1	2	3	4	5=[3+(-)4]	6	7	8	9	10=[6+7+8+9]	11	12	13	14	15=[11+12+13+14]	16=(5-10)	17	18
Identification of Promising Philippine Coconut Populations for Hybrid Production Using Next generation Tools and Technologies Project 1: Agro-Morphological and Genetic Characterization of In Situ Philippine Coconut Populations Towards Hybrid Breeding for Improved Yield and Special Traits		1,903,212.00	-	1,903,212.00	-	1,038,408.02	-	-	1,038,408.02	-	1,038,408.02	-	-	1,038,408.02	864,803.98	-	-
PS		722,058.00		722,058.00		442,664.00			442,664.00		442,664.00			442,664.00	279,394.00		-
MOOE		1,181,154.00		1,181,154.00		595,744.02			595,744.02		595,744.02			595,744.02	585,409.98		-
CO				-					-					-	-		-
Sustainable Mangroves Through Innovations and Livelihood Enhancement Promoting Growth and Climate Change Resilience (SMILE-GROWTH)		811,098.05	-	811,098.05	-	90,773.00	-	-	90,773.00	-	90,773.00	-	-	90,773.00	720,325.05	-	-
PS		465,408.00		465,408.00					-					-	465,408.00		-
MOOE		345,690.05		345,690.05		90,773.00			90,773.00		90,773.00			90,773.00	254,917.05		-
CO				-					-					-	-		-
Improving Agricultural Productivity And Competitiveness Of Women Livelihood Operators Through Gender-Responsive S&T Strategies		789,564.67	235,950.24	1,025,514.91	-	508,532.24	-	-	508,532.24	-	508,532.24	-	-	508,532.24	516,982.67	-	-
PS		711,642.00	-	711,642.00		272,582.00			272,582.00		272,582.00			272,582.00	439,060.00		-
MOOE		77,922.67	235,950.24	313,872.91		235,950.24			235,950.24		235,950.24			235,950.24	77,922.67		-
CO				-					-					-	-		-
Assessment and Management of Plant Essential Heavy Metals (PEHM), Nutrients and Pathogens in Vegetable Production to Enhance Soil Health and Food Safety in the Philippines		145,521.54	359,032.75	504,554.29	-	446,232.75	-	-	446,232.75	-	446,232.75	-	-	446,232.75	58,321.54	-	-
PS		142,521.54	-	142,521.54		87,200.00			87,200.00		87,200.00			87,200.00	55,321.54		-
MOOE		3,000.00	359,032.75	362,032.75		359,032.75			359,032.75		359,032.75			359,032.75	3,000.00		-
CO				-					-					-	-		-
Rapid Enzymatic Fermentation and nutrition Enhancement of Corn Stover and Rice Straw Silages		2,053,479.00	-	2,053,479.00	-	194,274.00	-	-	194,274.00	-	194,274.00	-	-	194,274.00	1,859,205.00	-	-
PS		1,025,980.00		1,025,980.00		171,526.00			171,526.00		171,526.00			171,526.00	854,454.00		-
MOOE		1,027,499.00		1,027,499.00		22,748.00			22,748.00		22,748.00			22,748.00	1,004,751.00		-
CO				-					-					-	-		-
Development, Genotyping, and Preliminary Evaluation of Genetically Stable Planting Materials of the Philippine Priority Medicinal Plants (PPMP)		1,479,872.08	-	1,479,872.08	-	-	-	-	-	-	-	-	-	-	1,479,872.08	-	-

STATEMENT OF APPROVED BUDGET, UTILIZATIONS, DISBURSEMENTS AND BALANCES FOR TRUST RECEIPTS
(for Implementing Agency use only)
As at the Quarter Ending 30 June 2025

FAR No. 6

Department : State University and Colleges
 Agency/Entity : University of the Philippines System
 Operating Unit : N/A
 Organization Code (UACS) : 080080000000
 Fund Cluster : 07 - Trust Receipts

☐ Inter Agency Fund Transfer
☐ Grants and Donations (Less than 12 months)

Source Agencies and Projects	UACS CODE	Approved Budget			Utilizations					Disbursements					Balances		
		Approved Budgeted Revenue/ Receipts	Adjustments (Additions, Reductions, Modifications/ Augmentations)	Adjusted Budgeted Revenue	1st Quarter Ending March 31	2nd Quarter Ending June 30	3rd Quarter Ending Sept. 30	4th Quarter Ending Dec. 31	Total	1st Quarter Ending March 31	2nd Quarter Ending June 30	3rd Quarter Ending Sept. 30	4th Quarter Ending Dec. 31	Total	Unutilized Budget	Unpaid Utilizations (10-19) = (17+18)	
																Due and Demandable	Not Yet Due and Demandable
1	2	3	4	5=[3+(-)4]	6	7	8	9	10=(6+7+8+9)	11	12	13	14	15=(11+12+13+14)	16=(5-10)	17	18
PS		516,228.00		516,228.00					-					-	516,228.00		-
MOOE		963,644.08		963,644.08					-					-	963,644.08		-
CO				-					-					-	-		-
DIP Lab 2.0: Strengthening and Advancing Innovations for more Inclusive and Evidence-Informed Policy Making in the AANR Sector		1,462,705.40	-	1,462,705.40	-	-	-	-	-	-	-	-	-	-	1,462,705.40	-	-
PS		642,060.00		642,060.00					-					-	642,060.00		-
MOOE		820,645.40		820,645.40					-					-	820,645.40		-
CO				-					-					-	-		-
Utilization of Interdisciplinary Strategies and Plant Breeding Innovations for the Development of Eggplant (Solanum melongena L.) Haploid and Doubled Haploid Lines		1,517,449.32	-	1,517,449.32	-	267,455.00	-	-	267,455.00	-	267,455.00	-	-	267,455.00	1,249,994.32	-	-
PS		423,564.00		423,564.00					-					-	423,564.00		-
MOOE		1,093,885.32		1,093,885.32		267,455.00			267,455.00		267,455.00			267,455.00	826,430.32		-
CO				-					-					-	-		-
Functional Genomics of Morphogenic and Oil Synthesis Genes from Coconut (Cocos nificera L.) in a Model Monocot Zea mays L.		803,292.00	-	803,292.00	-	460,401.00	-	-	460,401.00	-	460,401.00	-	-	460,401.00	342,891.00	-	-
PS		637,248.00		637,248.00		380,840.00			380,840.00		380,840.00			380,840.00	256,408.00		-
MOOE		166,044.00		166,044.00		79,561.00			79,561.00		79,561.00			79,561.00	86,483.00		-
CO				-					-					-	-		-
The Role of Gender and Collective Action in Unlocking the Potential of the Philippine Dairy Industry		3,917,687.85	-	3,917,687.85	-	268,047.50	-	-	268,047.50	-	268,047.50	-	-	268,047.50	3,649,640.35	-	-
PS		1,608,708.00		1,608,708.00		263,147.50			263,147.50		263,147.50			263,147.50	1,345,560.50		-
MOOE		2,148,979.85		2,148,979.85		4,900.00			4,900.00		4,900.00			4,900.00	2,144,079.85		-
CO		160,000.00		160,000.00					-					-	160,000.00		-
AgriDataCollab: Charting the Path to an Interagency Agricultural Commodity Economic Database		1,199,566.70	-	1,199,566.70	-	805,136.00	-	-	805,136.00	-	805,136.00	-	-	805,136.00	394,430.70	-	-
PS		332,964.00		332,964.00		154,776.00			154,776.00		154,776.00			154,776.00	178,188.00		-
MOOE		866,602.70		866,602.70		650,360.00			650,360.00		650,360.00			650,360.00	216,242.70		-
CO				-					-					-	-		-

STATEMENT OF APPROVED BUDGET, UTILIZATIONS, DISBURSEMENTS AND BALANCES FOR TRUST RECEIPTS
(for Implementing Agency use only)
As at the Quarter Ending 30 June 2025

FAR No. 6

Department : State University and Colleges
Agency/Entity : University of the Philippines System
Operating Unit : N/A
Organization Code (UACS) : 080080000000
Fund Cluster : 07 - Trust Receipts

	Inter Agency Fund Transfer
	Grants and Donations (Less than 12 months)

Source Agencies and Projects	UACS CODE	Approved Budget			Utilizations					Disbursements					Balances		
		Approved Budgeted Revenue/ Receipts	Adjustments (Additions, Reductions, Modifications/ Augmentations)	Adjusted Budgeted Revenue	1st Quarter Ending March 31	2nd Quarter Ending June 30	3rd Quarter Ending Sept. 30	4th Quarter Ending Dec. 31	Total	1st Quarter Ending March 31	2nd Quarter Ending June 30	3rd Quarter Ending Sept. 30	4th Quarter Ending Dec. 31	Total	Unutilized Budget	Unpaid Utilizations (10-19) = (17+18)	
																Due and Demandable	Not Yet Due and Demandable
1	2	3	4	5=[3+(-)4]	6	7	8	9	10=[6+7+8+9]	11	12	13	14	15=[11+12+13+14]	16=(5-10)	17	18
Project 11 (Project 1J). Strengthening the Intellectual Property and Technology Business Management (IPTBM) in the University of the Philippines Los Banos (UPLB) under the RAISE Program Phase 2		1,159,426.00	-	1,159,426.00	-	310,460.00	-	-	310,460.00	-	310,460.00	-	-	310,460.00	848,966.00	-	-
PS		693,984.00		693,984.00		304,008.00			304,008.00		304,008.00			304,008.00	389,976.00		-
MOOE		465,442.00		465,442.00		6,452.00			6,452.00		6,452.00			6,452.00	458,990.00		-
CO		-		-		-			-		-			-	-		-
Propagation and conservation of the top priority plants in the forests over limestone of Samar Island Natural Park, Samar Island, Philippines		2,714,932.25	-	2,714,932.25	-	265,535.50	-	-	265,535.50	-	265,535.50	-	-	265,535.50	2,449,396.75	-	-
PS		1,114,236.00		1,114,236.00		265,535.50			265,535.50		265,535.50			265,535.50	848,700.50		-
MOOE		1,540,696.25		1,540,696.25		-			-		-			-	1,540,696.25		-
CO		60,000.00		60,000.00		-			-		-			-	60,000.00		-
Bangus Exposomics: Integrated Profiling and Health Monitoring of Milkfish in the Philippines		14,479,299.90	-	14,479,299.90	-	380,322.00	-	-	380,322.00	-	380,322.00	-	-	380,322.00	14,098,977.90	-	-
PS		2,371,368.00		2,371,368.00		380,322.00			380,322.00		380,322.00			380,322.00	1,991,046.00		-
MOOE		6,757,931.90		6,757,931.90		-			-		-			-	6,757,931.90		-
CO		5,350,000.00		5,350,000.00		-			-		-			-	5,350,000.00		-
Development of Bio-based Engineered Postharvest Storage and Shelf Life Extension Packaging Films		3,650,978.40	-	3,650,978.40	-	44,429.00	-	-	44,429.00	-	44,429.00	-	-	44,429.00	3,606,549.40	-	-
PS		782,748.00		782,748.00		44,429.00			44,429.00		44,429.00			44,429.00	738,319.00		-
MOOE		1,307,430.40		1,307,430.40		-			-		-			-	1,307,430.40		-
CO		1,560,800.00		1,560,800.00		-			-		-			-	1,560,800.00		-
Philippine Council for Health Research and Development																	
Evaluation of the RxBox 1000 (Roll-out of 1,000 RxBox Telehealth Devices in Selected Rural Health Centers in the Philippines) Project		4,228,537.27	-	4,228,537.27	-	141,929.50	-	-	141,929.50	-	141,929.50	-	-	141,929.50	4,086,607.77	-	-
PS		1,516,973.00		1,516,973.00		141,929.50			141,929.50		141,929.50			141,929.50	1,375,043.50		-
MOOE		2,711,564.27		2,711,564.27		-			-		-			-	2,711,564.27		-
CO		-		-		-			-		-			-	-		-
Anthelmintic resistance in Southeast Asia (AHR-SEA): Implications for control and elimination of intestinal helminths		483,152.14	-	483,152.14	-	-	-	-	-	-	-	-	-	-	483,152.14	-	-

STATEMENT OF APPROVED BUDGET, UTILIZATIONS, DISBURSEMENTS AND BALANCES FOR TRUST RECEIPTS
(for Implementing Agency use only)
As at the Quarter Ending 30 June 2025

FAR No. 6

Department : State University and Colleges
Agency/Entity : University of the Philippines System
Operating Unit : N/A
Organization Code (UACS) : 080080000000
Fund Cluster : 07 - Trust Receipts

	Inter Agency Fund Transfer
	Grants and Donations (Less than 12 months)

Source Agencies and Projects	UACS CODE	Approved Budget			Utilizations					Disbursements					Balances		
		Approved Budgeted Revenue/ Receipts	Adjustments (Additions, Reductions, Modifications/ Augmentations)	Adjusted Budgeted Revenue	1st Quarter Ending March 31	2nd Quarter Ending June 30	3rd Quarter Ending Sept. 30	4th Quarter Ending Dec. 31	Total	1st Quarter Ending March 31	2nd Quarter Ending June 30	3rd Quarter Ending Sept. 30	4th Quarter Ending Dec. 31	Total	Unutilized Budget	Unpaid Utilizations (10-19) = (17+18)	
																Due and Demandable	Not Yet Due and Demandable
1	2	3	4	5=[3+(-)4]	6	7	8	9	10=[6+7+8+9]	11	12	13	14	15=[11+12+13+14]	16=(5-10)	17	18
PS		320,964.00		320,964.00					-					-	320,964.00		-
MOOE		162,188.14		162,188.14					-					-	162,188.14		-
CO		-		-	-				-					-	-		-
Philippine Council for Industry, Energy & Emerging Technology Research & Development																	
"HEIRIT ReSEED: Scaling Up the Innovation Consortium of South Luzon (ICONS South Luzon)"		1,000,000.00	355,237.02	1,355,237.02	455,480.00	386,546.00	-	-	842,026.00	455,480.00	386,546.00	-	-	842,026.00	513,211.02	-	-
PS		836,292.00	166,776.00	1,003,068.00	414,546.00	260,817.00			675,363.00	414,546.00	260,817.00			675,363.00	327,705.00		-
MOOE		163,708.00	188,461.02	352,169.02	40,934.00	125,729.00			166,663.00	40,934.00	125,729.00			166,663.00	185,506.02		-
CO				-	-				-					-	-		-
Advancing Food Innovation in the Philippines through Pulsed Electric Fields (PEF) Technology: An Integrated Exploration and Advancement Initiative		10,737,491.67	-	10,737,491.67	-	25,738.00	-	-	25,738.00	-	25,738.00	-	-	25,738.00	10,711,753.67	-	-
PS		1,040,784.00		1,040,784.00		25,738.00			25,738.00		25,738.00			25,738.00	1,015,046.00		-
MOOE		2,520,544.00		2,520,544.00					-					-	2,520,544.00		-
CO		7,176,163.67		7,176,163.67	-				-					-	7,176,163.67		-
Detection, Treatment, and Detoxification System for Emerging Contaminants of Concerns in Wastewater (DETOXS): Project Title: The Application of Nanomaterials on Electrochemical Sensor (NATROSENSOR) for Rapid and Multiplex Detection of Various Antibiotics for Monitoring of Hospital Wastewater Treatment.		975,565.53	-	975,565.53	-	926,412.00	-	-	926,412.00	-	926,412.00	-	-	926,412.00	49,153.53	-	-
PS		975,565.53		975,565.53		926,412.00			926,412.00		926,412.00			926,412.00	49,153.53		-
MOOE				-					-					-	-		-
CO				-					-					-	-		-
Process Evaluation of the DOST Advanced Transport Program		3,468,852.80	-	3,468,852.80	-	438,407.00	-	-	438,407.00	-	438,407.00	-	-	438,407.00	3,030,445.80	-	-
PS		1,834,584.00		1,834,584.00		431,481.00			431,481.00		431,481.00			431,481.00	1,403,103.00		-
MOOE		1,394,268.80		1,394,268.80		6,926.00			6,926.00		6,926.00			6,926.00	1,387,342.80		-
CO		240,000.00		240,000.00	-				-					-	240,000.00		-
TransWOOD: Production of Transparent Wood for Next Generation Smart Building Materials in the Philippines		4,229,280.00	-	4,229,280.00	-	287,618.41	-	-	287,618.41	-	287,618.41	-	-	287,618.41	3,941,661.59	-	-

STATEMENT OF APPROVED BUDGET, UTILIZATIONS, DISBURSEMENTS AND BALANCES FOR TRUST RECEIPTS
(for Implementing Agency use only)
As at the Quarter Ending 30 June 2025

FAR No. 6

Department : State University and Colleges
Agency/Entity : University of the Philippines System
Operating Unit : N/A
Organization Code (UACS) : 080080000000
Fund Cluster : 07 - Trust Receipts

☐ Inter Agency Fund Transfer
☐ Grants and Donations (Less than 12 months)

Source Agencies and Projects	UACS CODE	Approved Budget			Utilizations					Disbursements					Balances		
		Approved Budgeted Revenue/ Receipts	Adjustments (Additions, Reductions, Modifications/ Augmentations)	Adjusted Budgeted Revenue	1st Quarter Ending March 31	2nd Quarter Ending June 30	3rd Quarter Ending Sept. 30	4th Quarter Ending Dec. 31	Total	1st Quarter Ending March 31	2nd Quarter Ending June 30	3rd Quarter Ending Sept. 30	4th Quarter Ending Dec. 31	Total	Unutilized Budget	Unpaid Utilizations (10-19) = (17+18)	
																Due and Demandable	Not Yet Due and Demandable
1	2	3	4	5=[3+(-)4]	6	7	8	9	10=[6+7+8+9]	11	12	13	14	15=[11+12+13+14]	16=(5-10)	17	18
PS		937,088.00		937,088.00		230,864.00			230,864.00		230,864.00			230,864.00	706,224.00		-
MOOE		1,647,192.00		1,647,192.00		56,754.41			56,754.41		56,754.41			56,754.41	1,590,437.59		-
CO		1,645,000.00		1,645,000.00					-					-	1,645,000.00		-
Advancing Sustainable Aviation Fuel in the Philippines: Propelling Green Energy Solution for Aviation Decarbonization		5,107,662.88	-	5,107,662.88	-	436,957.91	-	-	436,957.91	-	436,957.91	-	-	436,957.91	4,670,704.97	-	-
PS		1,944,192.00		1,944,192.00		436,957.91			436,957.91		436,957.91			436,957.91	1,507,234.09		-
MOOE		2,613,470.88		2,613,470.88					-					-	2,613,470.88		-
CO		550,000.00		550,000.00					-					-	550,000.00		-
Evaluation of Wastewater Treatments for Emerging Contaminants of Concerns with Eco-Biological Parameters (WaTECS) Project Component 1: Assessment of the Treatment Mechanisms: Sorption and Biodegradation of Emerging Contaminants of Concern (ECoCs)		3,778,300.47	-	3,778,300.47	-	583,288.14	-	-	583,288.14	-	583,288.14	-	-	583,288.14	3,195,012.33	-	-
PS		942,030.00		942,030.00		504,088.14			504,088.14		504,088.14			504,088.14	437,941.86		-
MOOE		2,456,270.47		2,456,270.47		79,200.00			79,200.00		79,200.00			79,200.00	2,377,070.47		-
CO		380,000.00		380,000.00					-					-	380,000.00		-
Project 1: Process Optimization of Xylitol Fermentation using Sugarcane bagasse hydrolysate" for your signature. This project is part of The UPLB Alt Tamis Program - Development of Microbial-based Alternative Sweetener from Sugarcane bagasse		1,111,470.10	298,603.27	1,410,073.37	-	435,445.03	-	-	435,445.03	-	435,445.03	-	-	435,445.03	974,628.34	-	-
PS			298,603.27	298,603.27		298,603.27			298,603.27		298,603.27			298,603.27	-		-
MOOE		1,111,470.10	-	1,111,470.10		136,841.76			136,841.76		136,841.76			136,841.76	974,628.34		-
CO				-					-					-	-		-
Development of Solar-powered Membrane Capacitive Deionization (mCDI) System for Brackish Water Desalination		6,712,483.35	-	6,712,483.35	-	44,429.00	-	-	44,429.00	-	44,429.00	-	-	44,429.00	6,668,054.35	-	-
PS		1,438,938.00		1,438,938.00		44,429.00			44,429.00		44,429.00			44,429.00	1,394,509.00		-
MOOE		2,983,545.35		2,983,545.35					-					-	2,983,545.35		-
CO		2,290,000.00		2,290,000.00					-					-	2,290,000.00		-
Science Education Institute																	
Financial Assistance for the Implementation of Engineering Research and Development for Tech Sho.		64,655,671.63	4,129,592.00	68,785,263.63	8,445,086.99	15,266,225.80	-	-	23,711,312.79	8,445,086.99	15,266,225.80	-	-	23,711,312.79	45,073,950.84	-	-

STATEMENT OF APPROVED BUDGET, UTILIZATIONS, DISBURSEMENTS AND BALANCES FOR TRUST RECEIPTS
(for Implementing Agency use only)
As at the Quarter Ending 30 June 2025

FAR No. 6

Department : State University and Colleges
Agency/Entity : University of the Philippines System
Operating Unit : N/A
Organization Code (UACS) : 080080000000
Fund Cluster : 07 - Trust Receipts

	Inter Agency Fund Transfer
	Grants and Donations (Less than 12 months)

Source Agencies and Projects	UACS CODE	Approved Budget			Utilizations					Disbursements					Balances		
		Approved Budgeted Revenue/ Receipts	Adjustments (Additions, Reductions, Modifications/ Augmentations)	Adjusted Budgeted Revenue	1st Quarter Ending March 31	2nd Quarter Ending June 30	3rd Quarter Ending Sept. 30	4th Quarter Ending Dec. 31	Total	1st Quarter Ending March 31	2nd Quarter Ending June 30	3rd Quarter Ending Sept. 30	4th Quarter Ending Dec. 31	Total	Unutilized Budget	Unpaid Utilizations (10-19) = (17+18)	
																Due and Demandable	Not Yet Due and Demandable
1	2	3	4	5=[3+(-)4]	6	7	8	9	10=[6+7+8+9]	11	12	13	14	15=[11+12+13+14]	16=(5-10)	17	18
PS		787,536.83	1,409,592.00	2,197,128.83	744,932.97	333,738.00			1,078,670.97	744,932.97	333,738.00			1,078,670.97	1,118,457.86		-
MOOE		63,868,134.80	2,620,000.00	66,488,134.80	7,700,154.02	14,849,056.80			22,549,210.82	7,700,154.02	14,849,056.80			22,549,210.82	43,938,923.98		-
CO			100,000.00	100,000.00		83,431.00			83,431.00		83,431.00			83,431.00	16,569.00		-
Accelerated Science and Technology Human Resources Development Program		67,642,214.99	27,076,109.00	94,718,323.99	55,981,864.31	34,256,515.58	-	-	90,238,379.89	55,981,864.31	34,256,515.58	-	-	90,238,379.89	4,479,944.10	-	-
PS				-					-					-	-		-
MOOE		67,642,214.99	27,076,109.00	94,718,323.99	55,981,864.31	34,256,515.58			90,238,379.89	55,981,864.31	34,256,515.58			90,238,379.89	4,479,944.10		-
CO				-					-					-	-		-
S&T Learning Assistance Program (STLAP) activity titled Thesis Writing and Science-to-Policy Bootcamp		498,250.00	-	498,250.00	-	-	-	-	-	-	-	-	-	-	498,250.00	-	-
PS				-					-					-	-		-
MOOE		498,250.00		498,250.00					-					-	498,250.00		-
CO				-					-					-	-		-
KU Leuven , Belgium																	
Overcoming soil phosphorus deficiency by novel and cost-efficient phosphate recycling from waste streams in the Philippines		1,494,738.38	-	1,494,738.38	7,700.00	232,265.15	-	-	239,965.15	7,700.00	232,265.15	-	-	239,965.15	1,254,773.23	-	-
PS				-					-					-	-		-
MOOE		1,494,738.38		1,494,738.38	7,700.00	232,265.15			239,965.15	7,700.00	232,265.15			239,965.15	1,254,773.23		-
CO				-					-					-	-		-
EUROPEAN EDUCATION AND CULTURE EXECUTIVE AGENCY																	
Project 101128555 — PMC FSCC		4,205,922.18	-	4,205,922.18	1,117,475.17	278,053.41	-	-	1,395,528.58	1,117,475.17	278,053.41	-	-	1,395,528.58	2,810,393.60	-	-
PS		913,559.93		913,559.93	449,618.99	98,053.41			547,672.40	449,618.99	98,053.41			547,672.40	365,887.53		-
MOOE		2,994,412.65		2,994,412.65	667,856.18	180,000.00			847,856.18	667,856.18	180,000.00			847,856.18	2,146,556.47		-
CO		297,949.60		297,949.60					-					-	297,949.60		-
Sugar Regulatory Administration																	
In vitro conservation of Philippine Sugarcane Varieties and Accessions		500,000.00	-	500,000.00	-	-	-	-	-	-	-	-	-	-	500,000.00	-	-
PS				-					-					-	-		-
MOOE		500,000.00		500,000.00					-					-	500,000.00		-
CO				-					-					-	-		-

STATEMENT OF APPROVED BUDGET, UTILIZATIONS, DISBURSEMENTS AND BALANCES FOR TRUST RECEIPTS
(for Implementing Agency use only)
As at the Quarter Ending 30 June 2025

FAR No. 6

Department : State University and Colleges
Agency/Entity : University of the Philippines System
Operating Unit : N/A
Organization Code (UACS) : 080080000000
Fund Cluster : 07 - Trust Receipts

	Inter Agency Fund Transfer
	Grants and Donations (Less than 12 months)

Source Agencies and Projects	UACS CODE	Approved Budget			Utilizations					Disbursements					Balances		
		Approved Budgeted Revenue/ Receipts	Adjustments (Additions, Reductions, Modifications/ Augmentations)	Adjusted Budgeted Revenue	1st Quarter Ending March 31	2nd Quarter Ending June 30	3rd Quarter Ending Sept. 30	4th Quarter Ending Dec. 31	Total	1st Quarter Ending March 31	2nd Quarter Ending June 30	3rd Quarter Ending Sept. 30	4th Quarter Ending Dec. 31	Total	Unutilized Budget	Unpaid Utilizations (10-19) = (17+18)	
																Due and Demandable	Not Yet Due and Demandable
1	2	3	4	5=[3+(-)4]	6	7	8	9	10=(6+7+8+9)	11	12	13	14	15=(11+12+13+14)	16=(5-10)	17	18
EUROPEAN UNION HORIZON																	
Community-based Engagement and Interventions to Stem the Tide of Antimicrobial Resistance Spread in the Aquatic Environments Catalysed by Climate Change and Plastic Pollution Interactions (TULIP)		2,508,247.22	-	2,508,247.22	-	119,269.24	-	-	119,269.24	-	119,269.24	-	-	119,269.24	2,388,977.98	-	-
PS				-					-					-	-		-
MOOE		2,508,247.22		2,508,247.22		119,269.24			119,269.24		119,269.24			119,269.24	2,388,977.98		-
CO				-	-				-					-	-		-
DEPARTMENT OF SCIENCE AND TECHNOLOGY																	
Program Title: DERISKING THE TUKLAS LUNAS PIPELINES: ADMET Assays for Bridging Efficacy and Safety (ADMET Phase 2) Project 3: HPLC and Mass Spectral Studies to Support Various ADMET Assays (TA#ST96095-499-416)		9,024,990.20	-	9,024,990.20	677,137.50	948,556.86	-	-	1,625,694.36	677,137.50	948,556.86	-	-	1,625,694.36	7,399,295.84	-	-
PS		3,425,616.00		3,425,616.00	677,137.50	838,965.00			1,516,102.50	677,137.50	838,965.00			1,516,102.50	1,909,513.50		-
MOOE		5,599,374.20		5,599,374.20		109,591.86			109,591.86		109,591.86			109,591.86	5,489,782.34		-
CO				-					-					-	-		-
Project Title: Artificial Intelligence-Based Sustainable Water Resources Management In The Philippines (AI-Swamp) (TA#ST96088-499-416)		1,572,936.82	-	1,572,936.82	-	-	-	-	-	-	-	-	-	-	1,572,936.82	-	-
PS		836,232.00		836,232.00					-					-	836,232.00		-
MOOE		736,704.82		736,704.82					-					-	736,704.82		-
CO				-					-					-	-		-
Project Title: Decreasing Leptospirosis Emergence Through Prognosis And Treatment Optimization (Delepto). Project 2. In Vitro Disease Modeling Of Plasma-Mediated And Genotype-Associated Mechanisms Of Severe Leptospirosis (TA#ST96072-499-416)		1,650,000.00	-	1,650,000.00	-	-	-	-	-	-	-	-	-	-	1,650,000.00	-	-
PS				-					-					-	-		-
MOOE				-					-					-	-		-
CO		1,650,000.00		1,650,000.00					-					-	1,650,000.00		-
Project Title: Seismic Scanning of Active Philippine Fault Splays for Marine Geohazards (TA#ST96087-499-416)		2,018,694.72	-	2,018,694.72	-	176,361.81	-	-	176,361.81	-	176,361.81	-	-	176,361.81	1,842,332.91	-	-
PS		1,349,088.00		1,349,088.00		176,361.81			176,361.81		176,361.81			176,361.81	1,172,726.19		-
MOOE		669,606.72		669,606.72					-					-	669,606.72		-
CO				-					-					-	-		-

STATEMENT OF APPROVED BUDGET, UTILIZATIONS, DISBURSEMENTS AND BALANCES FOR TRUST RECEIPTS
(for Implementing Agency use only)
As at the Quarter Ending 30 June 2025

FAR No. 6

Department : State University and Colleges
 Agency/Entity : University of the Philippines System
 Operating Unit : N/A
 Organization Code (UACS) : 080080000000
 Fund Cluster : 07 - Trust Receipts

	Inter Agency Fund Transfer
	Grants and Donations (Less than 12 months)

Source Agencies and Projects	UACS CODE	Approved Budget			Utilizations					Disbursements					Balances		
		Approved Budgeted Revenue/ Receipts	Adjustments (Additions, Reductions, Modifications/ Augmentations)	Adjusted Budgeted Revenue	1st Quarter Ending March 31	2nd Quarter Ending June 30	3rd Quarter Ending Sept. 30	4th Quarter Ending Dec. 31	Total	1st Quarter Ending March 31	2nd Quarter Ending June 30	3rd Quarter Ending Sept. 30	4th Quarter Ending Dec. 31	Total	Unutilized Budget	Unpaid Utilizations (10-19) = (17+18)	
																Due and Demandable	Not Yet Due and Demandable
1	2	3	4	5=[3+(-)4]	6	7	8	9	10=[6+7+8+9]	11	12	13	14	15=[(11+12+13+14)]	16=(5-10)	17	18
Project Title: Eco-friendly Fabrication of Semitransparent and Flexible Perovskite Solar Cells for Agro Photovoltaics Application (TA#ST96090-499-416)		2,536,558.00	-	2,536,558.00	161,055.50	429,699.12	-	-	590,754.62	161,055.50	429,699.12	-	-	590,754.62	1,945,803.38	-	-
PS		1,040,868.00		1,040,868.00	161,055.50	299,089.00			460,144.50	161,055.50	299,089.00			460,144.50	580,723.50		-
MOOE		1,420,690.00		1,420,690.00		130,610.12			130,610.12		130,610.12			130,610.12	1,290,079.88		-
CO		75,000.00		75,000.00					-					-	75,000.00		-
Project Title: Clinical Trial I: "Field Validation and Evaluation of an Aptamer-Based Flow Assay for Early Detection of Leptospirosis" (TA#ST96101-499-416)		7,200,186.60	-	7,200,186.60	-	1,597,736.00	-	-	1,597,736.00	-	1,597,736.00	-	-	1,597,736.00	5,602,450.60	-	-
PS		2,427,900.00		2,427,900.00		998,387.50			998,387.50		998,387.50			998,387.50	1,429,512.50		-
MOOE		4,772,286.60		4,772,286.60		599,348.50			599,348.50		599,348.50			599,348.50	4,172,938.10		-
CO				-					-					-	-		-
Project Title: Proj. 4. Development Of Non-invasive Tool For Biomass Estimation Of Endemic Cyprinids And Macrofauna Characterization Of Their Habitat (TA#S96103-499-416)		3,901,626.30	-	3,901,626.30	76,210.87	502,112.92	-	-	578,323.79	76,210.87	502,112.92	-	-	578,323.79	3,323,302.51	-	-
PS		1,996,164.00		1,996,164.00	67,623.50	428,241.00			495,864.50	67,623.50	428,241.00			495,864.50	1,500,299.50		-
MOOE		1,905,462.30		1,905,462.30	8,587.37	73,871.92			82,459.29	8,587.37	73,871.92			82,459.29	1,823,003.01		-
CO				-					-					-	-		-
Project Title: 2nd Competency Advancement Project in Policymaking and Stakeholder Engagement for the Department of Science and Technology (DOST) (TA#ST96083-499-416)		923,373.00	-	923,373.00	682,074.67	191,582.13	-	-	873,656.80	682,074.67	191,582.13	-	-	873,656.80	49,716.20	-	-
PS		683,600.00		683,600.00	633,266.67	50,333.33			683,600.00	633,266.67	50,333.33			683,600.00	-		-
MOOE		239,773.00		239,773.00	48,808.00	141,248.80			190,056.80	48,808.00	141,248.80			190,056.80	49,716.20		-
CO				-					-					-	-		-
Project Title: From Source Terranes to Basin Evolution (STroBE): Geologic Evolution and Paleoclimate Studies in the Northern Cagayan (TA#ST96086-499-416)		3,535,670.00	-	3,535,670.00	-	678,387.08	-	-	678,387.08	-	678,387.08	-	-	678,387.08	2,857,282.92	-	-
PS		1,456,776.00		1,456,776.00		431,292.00			431,292.00		431,292.00			431,292.00	1,025,484.00		-
MOOE		2,078,894.00		2,078,894.00		247,095.08			247,095.08		247,095.08			247,095.08	1,831,798.92		-
CO				-					-					-	-		-

STATEMENT OF APPROVED BUDGET, UTILIZATIONS, DISBURSEMENTS AND BALANCES FOR TRUST RECEIPTS
(for Implementing Agency use only)
As at the Quarter Ending 30 June 2025

FAR No. 6

Department : State University and Colleges
Agency/Entity : University of the Philippines System
Operating Unit : N/A
Organization Code (UACS) : 080080000000
Fund Cluster : 07 - Trust Receipts

	Inter Agency Fund Transfer
	Grants and Donations (Less than 12 months)

Source Agencies and Projects	UACS CODE	Approved Budget			Utilizations					Disbursements					Balances		
		Approved Budgeted Revenue/ Receipts	Adjustments (Additions, Reductions, Modifications/ Augmentations)	Adjusted Budgeted Revenue	1st Quarter Ending March 31	2nd Quarter Ending June 30	3rd Quarter Ending Sept. 30	4th Quarter Ending Dec. 31	Total	1st Quarter Ending March 31	2nd Quarter Ending June 30	3rd Quarter Ending Sept. 30	4th Quarter Ending Dec. 31	Total	Unutilized Budget	Unpaid Utilizations (10-19) = (17+18)	
																Due and Demandable	Not Yet Due and Demandable
1	2	3	4	5=[3+(-)4]	6	7	8	9	10=(6+7+8+9)	11	12	13	14	15=(11+12+13+14)	16=(5-10)	17	18
Project Title: From Source Terranes to Basin Evolution (STroBE): Geologic Evolution and Paleoclimate Studies in the Northern Cagayan (TA#ST96102-499-416)		1,000,000.00	-	1,000,000.00	-	206,888.15	-	-	206,888.15	-	206,888.15	-	-	206,888.15	793,111.85	-	-
PS		349,764.00		349,764.00		154,776.00			154,776.00		154,776.00			154,776.00	194,988.00		-
MOOE		650,236.00		650,236.00		52,112.15			52,112.15		52,112.15			52,112.15	598,123.85		-
CO				-					-					-	-		-
Project Title: Development, Prototyping and Pilot Deployment of Electric Passenger Ferry for Inland Waterways. (TA#ST96047-499-416)		-	10,527,696.60	10,527,696.60	-	1,264,844.78	-	-	1,264,844.78	-	1,264,844.78	-	-	1,264,844.78	9,262,851.82	-	-
PS			4,086,527.90	4,086,527.90		951,291.36			951,291.36		951,291.36			951,291.36	3,135,236.54		-
MOOE			6,441,168.70	6,441,168.70		313,553.42			313,553.42		313,553.42			313,553.42	6,127,615.28		-
CO				-					-					-	-		-
Project 1: Energy-Efficient RF Front-End Architectures for Large-Scale Sensor Networks (TA#ST96001-499-416)		-	10,227,227.05	10,227,227.05	-	1,955,925.71	-	-	1,955,925.71	-	1,955,925.71	-	-	1,955,925.71	8,271,301.34	-	-
PS			6,138,556.96	6,138,556.96		1,828,705.27			1,828,705.27		1,828,705.27			1,828,705.27	4,309,851.69		-
MOOE			4,088,670.09	4,088,670.09		127,220.44			127,220.44		127,220.44			127,220.44	3,961,449.65		-
CO				-					-					-	-		-
Project Title: Post-Wastewater Treatment Determination Of Endocrine Disrupting Compounds For Interventions (Post-Edcs) (TA#ST96007-499-416)		-	4,808,127.41	4,808,127.41	-	1,242,046.26	-	-	1,242,046.26	-	1,242,046.26	-	-	1,242,046.26	3,566,081.15	-	-
PS			1,549,909.98	1,549,909.98		655,176.00			655,176.00		655,176.00			655,176.00	894,733.98		-
MOOE			3,258,217.43	3,258,217.43		586,870.26			586,870.26		586,870.26			586,870.26	2,671,347.17		-
CO				-					-					-	-		-
Project Title 4: Alternative Voyage Routing Software For Local Navigation (Alon) (TA#ST96056-499-416)		-	6,732,716.27	6,732,716.27	-	3,337,662.45	-	-	3,337,662.45	-	3,337,662.45	-	-	3,337,662.45	3,395,053.82	-	-
PS			4,520,258.05	4,520,258.05		3,321,816.00			3,321,816.00		3,321,816.00			3,321,816.00	1,198,442.05		-
MOOE			2,137,458.22	2,137,458.22		15,846.45			15,846.45		15,846.45			15,846.45	2,121,611.77		-
CO			75,000.00	75,000.00					-					-	75,000.00		-
Project Title: "SoPIA: Software for Petrographic Image Analysis for Concrete Petrography (TA#ST96032-499-416)		-	4,280,651.28	4,280,651.28	-	1,881,363.00	-	-	1,881,363.00	-	1,881,363.00	-	-	1,881,363.00	2,399,288.28	-	-

STATEMENT OF APPROVED BUDGET, UTILIZATIONS, DISBURSEMENTS AND BALANCES FOR TRUST RECEIPTS
(for Implementing Agency use only)
As at the Quarter Ending 30 June 2025

FAR No. 6

Department : State University and Colleges
Agency/Entity : University of the Philippines System
Operating Unit : N/A
Organization Code (UACS) : 080080000000
Fund Cluster : 07 - Trust Receipts

	Inter Agency Fund Transfer
	Grants and Donations (Less than 12 months)

Source Agencies and Projects	UACS CODE	Approved Budget			Utilizations					Disbursements					Balances		
		Approved Budgeted Revenue/ Receipts	Adjustments (Additions, Reductions, Modifications/ Augmentations)	Adjusted Budgeted Revenue	1st Quarter Ending March 31	2nd Quarter Ending June 30	3rd Quarter Ending Sept. 30	4th Quarter Ending Dec. 31	Total	1st Quarter Ending March 31	2nd Quarter Ending June 30	3rd Quarter Ending Sept. 30	4th Quarter Ending Dec. 31	Total	Unutilized Budget	Unpaid Utilizations (10-19) = (17+18)	
																Due and Demandable	Not Yet Due and Demandable
1	2	3	4	5=[3+(-)4]	6	7	8	9	10=[6+7+8+9]	11	12	13	14	15=[11+12+13+14]	16=(5-10)	17	18
PS			2,681,708.62	2,681,708.62		1,405,672.20			1,405,672.20		1,405,672.20			1,405,672.20	1,276,036.42		-
MOOE			1,598,942.66	1,598,942.66		475,690.80			475,690.80		475,690.80			475,690.80	1,123,251.86		-
CO				-					-					-	-		-
Project Title: Cell-Based Meat Production for High Value Fish Meat (CB Meat) (TA#ST96107-499-416)		-	10,494,046.18	10,494,046.18	-	-	-	-	-	-	-	-	-	-	10,494,046.18	-	-
PS			2,771,748.00	2,771,748.00					-					-	2,771,748.00		-
MOOE			7,722,298.18	7,722,298.18					-					-	7,722,298.18		-
CO				-					-					-	-		-
Project Title: Seismic Hazard Assessment and Paleoseismology of Earthquake Sources in Northern Luzon, Philippines (SHAPES) (TA#ST96113-499-416)		-	4,196,454.40	4,196,454.40	-	-	-	-	-	-	-	-	-	-	4,196,454.40	-	-
PS			1,547,817.00	1,547,817.00					-					-	1,547,817.00		-
MOOE			2,648,637.40	2,648,637.40					-					-	2,648,637.40		-
CO				-					-					-	-		-
Project Title: Collaborative Study of the Population History and Adaptation of Philippines Indigenous Peoples through Genomic Diversity Analyses (TA#ST96115-499-416)		-	1,168,478.30	1,168,478.30	-	-	-	-	-	-	-	-	-	-	1,168,478.30	-	-
PS			183,600.00	183,600.00					-					-	183,600.00		-
MOOE			984,878.30	984,878.30					-					-	984,878.30		-
CO				-					-					-	-		-
Project Title: Model-Driven Co-Design of MEMS-Based Sensors and Interface Circuits (TA#ST96002-499-416)		-	10,756,406.54	10,756,406.54	-	6,894,178.08	-	-	6,894,178.08	-	6,894,178.08	-	-	6,894,178.08	3,862,228.46	-	-
PS			7,257,738.46	7,257,738.46		3,395,510.00			3,395,510.00		3,395,510.00			3,395,510.00	3,862,228.46		-
MOOE			3,498,668.08	3,498,668.08		3,498,668.08			3,498,668.08		3,498,668.08			3,498,668.08	-		-
CO				-					-					-	-		-
Project Title: Energy Efficient Machine Learning Hardware Co-Design (TA#ST96003-499-416)		-	5,723,282.75	5,723,282.75	-	3,111,824.00	-	-	3,111,824.00	-	3,111,824.00	-	-	3,111,824.00	2,611,458.75	-	-
PS			2,589,609.56	2,589,609.56		2,327,155.00			2,327,155.00		2,327,155.00			2,327,155.00	262,454.56		-
MOOE			3,133,673.19	3,133,673.19		784,669.00			784,669.00		784,669.00			784,669.00	2,349,004.19		-
CO				-					-					-	-		-

STATEMENT OF APPROVED BUDGET, UTILIZATIONS, DISBURSEMENTS AND BALANCES FOR TRUST RECEIPTS
(for Implementing Agency use only)
As at the Quarter Ending 30 June 2025

FAR No. 6

Department : State University and Colleges
Agency/Entity : University of the Philippines System
Operating Unit : N/A
Organization Code (UACS) : 080080000000
Fund Cluster : 07 - Trust Receipts

	Inter Agency Fund Transfer
	Grants and Donations (Less than 12 months)

Source Agencies and Projects	UACS CODE	Approved Budget			Utilizations					Disbursements					Balances		
		Approved Budgeted Revenue/ Receipts	Adjustments (Additions, Reductions, Modifications/ Augmentations)	Adjusted Budgeted Revenue	1st Quarter Ending March 31	2nd Quarter Ending June 30	3rd Quarter Ending Sept. 30	4th Quarter Ending Dec. 31	Total	1st Quarter Ending March 31	2nd Quarter Ending June 30	3rd Quarter Ending Sept. 30	4th Quarter Ending Dec. 31	Total	Unutilized Budget	Unpaid Utilizations (10-19) = (17+18)	
																Due and Demandable	Not Yet Due and Demandable
1	2	3	4	5=[3+(-)4]	6	7	8	9	10=(6+7+8+9)	11	12	13	14	15=(11+12+13+14)	16=(5-10)	17	18
Project Title: Functional Microbial Community Contained as Granules and Biofilm in Aerobic-Anaerobic Bioprocess Systems for Removal of Nitrogen and Endocrine Disruptors in Wastewater (TA#ST96014-499-416)		-	3,178,886.53	3,178,886.53	-	652,897.00	-	-	652,897.00	-	652,897.00	-	-	652,897.00	2,525,989.53	-	-
PS			1,831,528.00	1,831,528.00		543,380.00			543,380.00		543,380.00			543,380.00	1,288,148.00		-
MOOE			1,347,358.53	1,347,358.53		109,517.00			109,517.00		109,517.00			109,517.00	1,237,841.53		-
CO				-					-					-	-		-
Project Title: Program: Removal of Nitrogen and Endocrine Disruptors from WasteWater (RENEW); Project 2: Microbial Community Composition and Function for the Removal of Excess Nitrogen and Endocrine Disruptors in Wastewater Treatment (TA#ST96009-499-416)		-	3,881,392.32	3,881,392.32	-	986,364.42	-	-	986,364.42	-	986,364.42	-	-	986,364.42	2,895,027.90	-	-
PS			1,224,389.50	1,224,389.50		469,924.50			469,924.50		469,924.50			469,924.50	754,465.00		-
MOOE			1,929,114.82	1,929,114.82		516,439.92			516,439.92		516,439.92			516,439.92	1,412,674.90		-
CO			727,888.00	727,888.00					-					-	727,888.00		-
Project Title: Paleoseismology and Hazard Assessment of Seismogenic Sources in Northern Luzon, Philippines. Project 3. 3D Geophysical Mapping of the Southern Luzon Arc Crust and Geohazard Implications (TA#ST96116-499-416)		-	2,396,030.95	2,396,030.95	-	-	-	-	-	-	-	-	-	-	2,396,030.95	-	-
PS			902,594.00	902,594.00					-					-	902,594.00		-
MOOE			1,493,436.95	1,493,436.95					-					-	1,493,436.95		-
CO				-					-					-	-		-
Project Title: Conversion of Conventional Passenger Bus to Electric Public Utility Bus (TA#ST96051-499-416)		-	12,974,921.20	12,974,921.20	-	1,317,629.81	-	-	1,317,629.81	-	1,317,629.81	-	-	1,317,629.81	11,657,291.39	-	-
PS			7,349,325.27	7,349,325.27		1,267,934.09			1,267,934.09		1,267,934.09			1,267,934.09	6,081,391.18		-
MOOE			5,625,595.93	5,625,595.93		49,695.72			49,695.72		49,695.72			49,695.72	5,575,900.21		-
CO				-					-					-	-		-
Philippine Council for Industry, Energy and Emerging Technology Research and Development (PCIERD)																	
Project Title: Terahertz (THz) Research And Innovation Program Leading To Commercially Viable THz Time Domain Spectroscopy System. Project 1. Mbe Growth Of Ingaas And Heterostructures Suited For Telecom-Wavelength Excited Terahertz Device Applications (TA#ST96020-499-416)		2,608,428.00	-	2,608,428.00	1,420,134.89	528,342.06	-	-	1,948,476.95	1,420,134.89	528,342.06	-	-	1,948,476.95	659,951.05	-	-
PS		1,737,796.28		1,737,796.28	1,326,826.23	410,970.05			1,737,796.28	1,326,826.23	410,970.05			1,737,796.28	-		-
MOOE		870,631.72		870,631.72	93,308.66	117,372.01			210,680.67	93,308.66	117,372.01			210,680.67	659,951.05		-

STATEMENT OF APPROVED BUDGET, UTILIZATIONS, DISBURSEMENTS AND BALANCES FOR TRUST RECEIPTS
(for Implementing Agency use only)
As at the Quarter Ending 30 June 2025

FAR No. 6

Department : State University and Colleges
Agency/Entity : University of the Philippines System
Operating Unit : N/A
Organization Code (UACS) : 080080000000
Fund Cluster : 07 - Trust Receipts

	Inter Agency Fund Transfer
	Grants and Donations (Less than 12 months)

Source Agencies and Projects	UACS CODE	Approved Budget			Utilizations					Disbursements					Balances		
		Approved Budgeted Revenue/ Receipts	Adjustments (Additions, Reductions, Modifications/ Augmentations)	Adjusted Budgeted Revenue	1st Quarter Ending March 31	2nd Quarter Ending June 30	3rd Quarter Ending Sept. 30	4th Quarter Ending Dec. 31	Total	1st Quarter Ending March 31	2nd Quarter Ending June 30	3rd Quarter Ending Sept. 30	4th Quarter Ending Dec. 31	Total	Unutilized Budget	Unpaid Utilizations (10-19) = (17+18)	
																Due and Demandable	Not Yet Due and Demandable
1	2	3	4	5=[3+(-)4]	6	7	8	9	10=[6+7+8+9]	11	12	13	14	15=(11+12+13+14)	16=(5-10)	17	18
CO				-					-					-	-		-
Project Title: Design, Development, And Fabrication Of An All-Electric 18-Seater Tourist Transport Tram With Charging Station For Intramuros, Manila (TA#ST96096-499-416)		2,769,440.00	540,000.00	3,309,440.00	122,554.00	823,418.82	-	-	945,972.82	122,554.00	823,418.82	-	-	945,972.82	2,363,467.18	-	-
PS		799,258.00		799,258.00	117,554.00	176,331.00			293,885.00	117,554.00	176,331.00			293,885.00	505,373.00		-
MOOE		1,970,182.00		1,970,182.00	5,000.00	647,087.82			652,087.82	5,000.00	647,087.82			652,087.82	1,318,094.18		-
CO			540,000.00	540,000.00					-					-	540,000.00		-
Project Title: Leveraging Insar For Observation And Modeling Of Earthquake Generators (Linog) (TA#ST96099-499-416)		2,897,239.70	-	2,897,239.70	-	127,627.47	-	-	127,627.47	-	127,627.47	-	-	127,627.47	2,769,612.23	-	-
PS		1,472,316.00		1,472,316.00		127,627.47			127,627.47		127,627.47			127,627.47	1,344,688.53		-
MOOE		604,923.70		604,923.70					-					-	604,923.70		-
CO		820,000.00		820,000.00					-					-	820,000.00		-
Project Title: Global Navigation Satellite System - Interferometric Reflectometry (GNSS-IR) for Sea Level Determination (TA#ST96098-499-416)		5,694,464.00	-	5,694,464.00	-	722,603.67	-	-	722,603.67	-	722,603.67	-	-	722,603.67	4,971,860.33	-	-
PS		3,189,260.80		3,189,260.80		604,080.00			604,080.00		604,080.00			604,080.00	2,585,180.80		-
MOOE		2,025,203.20		2,025,203.20		118,523.67			118,523.67		118,523.67			118,523.67	1,906,679.53		-
CO		480,000.00		480,000.00					-					-	480,000.00		-
Project Title: Development of Low-cost Fast-Scan Terahertz Spectroscopy for Real World Applications (TA#ST96021-499-416)		5,683,761.44	-	5,683,761.44	1,378,753.12	897,803.66	-	-	2,276,556.78	1,378,753.12	897,803.66	-	-	2,276,556.78	3,407,204.66	-	-
PS		2,706,780.80		2,706,780.80	1,348,753.12	742,395.78			2,091,148.90	1,348,753.12	742,395.78			2,091,148.90	615,631.90		-
MOOE		2,976,980.64		2,976,980.64	30,000.00	155,407.88			185,407.88	30,000.00	155,407.88			185,407.88	2,791,572.76		-
CO				-					-					-	-		-
Project Title: WHEY2GOOD: Utilizing Whey-By-Products from the Cheesemaking Process as Raw Materials for Developing a Functional Food Testing Platform Using Modern Molecular and Cellular Analysis Tools (TA#ST96092-499-416)		3,292,415.40	-	3,292,415.40	156,816.00	499,825.41	-	-	656,641.41	156,816.00	499,825.41	-	-	656,641.41	2,635,773.99	-	-
PS		1,674,704.00		1,674,704.00	156,816.00	348,832.00			505,648.00	156,816.00	348,832.00			505,648.00	1,169,056.00		-
MOOE		1,617,711.40		1,617,711.40		150,993.41			150,993.41		150,993.41			150,993.41	1,466,717.99		-
CO				-					-					-	-		-

STATEMENT OF APPROVED BUDGET, UTILIZATIONS, DISBURSEMENTS AND BALANCES FOR TRUST RECEIPTS
(for Implementing Agency use only)
As at the Quarter Ending 30 June 2025

FAR No. 6

Department : State University and Colleges
Agency/Entity : University of the Philippines System
Operating Unit : N/A
Organization Code (UACS) : 080080000000
Fund Cluster : 07 - Trust Receipts

	Inter Agency Fund Transfer
	Grants and Donations (Less than 12 months)

Source Agencies and Projects	UACS CODE	Approved Budget			Utilizations					Disbursements					Balances		
		Approved Budgeted Revenue/ Receipts	Adjustments (Additions, Reductions, Modifications/ Augmentations)	Adjusted Budgeted Revenue	1st Quarter Ending March 31	2nd Quarter Ending June 30	3rd Quarter Ending Sept. 30	4th Quarter Ending Dec. 31	Total	1st Quarter Ending March 31	2nd Quarter Ending June 30	3rd Quarter Ending Sept. 30	4th Quarter Ending Dec. 31	Total	Unutilized Budget	Unpaid Utilizations (10-19) = (17+18)	
																Due and Demandable	Not Yet Due and Demandable
1	2	3	4	5=[3+(-)4]	6	7	8	9	10=(6+7+8+9)	11	12	13	14	15=(11+12+13+14)	16=(5-10)	17	18
Project Title: SIKLAB: Business Modeling and Product-Market Fit (Licensing Track for Researchers) (TA#ST96100-499-416)		4,770,210.00	-	4,770,210.00	-	176,436.00	-	-	176,436.00	-	176,436.00	-	-	176,436.00	4,593,774.00	-	-
PS		999,210.00		999,210.00		176,436.00			176,436.00		176,436.00			176,436.00	822,774.00		-
MOOE		3,771,000.00		3,771,000.00					-					-	3,771,000.00		-
CO				-					-					-	-		-
Project Title: Valorization Of Virgin Coconut Oil (Vco) Wet Processing Wastes Into Coconut Protein Concentrate And Dietary Fiber For Plant-Based Food Products (TA#ST96085-499-416)		3,935,829.20	-	3,935,829.20	459,661.50	803,220.54	-	-	1,262,882.04	459,661.50	803,220.54	-	-	1,262,882.04	2,672,947.16	-	-
PS		976,181.50		976,181.50	313,207.50	285,629.00			598,836.50	313,207.50	285,629.00			598,836.50	377,345.00		-
MOOE		2,189,647.70		2,189,647.70	146,454.00	517,591.54			664,045.54	146,454.00	517,591.54			664,045.54	1,525,602.16		-
CO		770,000.00		770,000.00					-					-	770,000.00		-
Project Title: KLIMA: A Coupled Digital Twin and Urban Climate Modelling System for Smart and Resilient Urban Environment (TA#ST96111-499-416)		-	13,988,080.20	13,988,080.20	-	-	-	-	-	-	-	-	-	-	13,988,080.20	-	-
PS			4,441,528.00	4,441,528.00					-					-	4,441,528.00		-
MOOE			5,026,552.20	5,026,552.20					-					-	5,026,552.20		-
CO			4,520,000.00	4,520,000.00	-				-					-	4,520,000.00		-
Project Title: Modern Geospatial and Collaborative Solutions for the Development of Smart Regions (Smart METRO) (TA#ST96054-499-416)		-	13,801,624.00	13,801,624.00	-	1,422,421.50	-	-	1,422,421.50	-	1,422,421.50	-	-	1,422,421.50	12,379,202.50	-	-
PS			9,058,167.87	9,058,167.87		1,360,532.50			1,360,532.50		1,360,532.50			1,360,532.50	7,697,635.37		-
MOOE			3,448,742.44	3,448,742.44		61,889.00			61,889.00		61,889.00			61,889.00	3,386,853.44		-
CO			1,294,713.69	1,294,713.69					-					-	1,294,713.69		-
Project Title: Development of Water footprint decision support and visualization system for sustainable urban water management (TA#ST96110-499-416)		-	6,147,256.00	6,147,256.00	-	-	-	-	-	-	-	-	-	-	6,147,256.00	-	-
PS			2,583,420.00	2,583,420.00					-					-	2,583,420.00		-
MOOE			1,133,836.00	1,133,836.00					-					-	1,133,836.00		-
CO			2,430,000.00	2,430,000.00					-					-	2,430,000.00		-
Project Title: HEIRIT ReSEED Program: Strategic and Collaborative Alliance for Leveraging Ecosystem of Startups (SCALE) -NCR (TA#ST96050-499-416)		-	2,264,239.54	2,264,239.54	-	274,286.38	-	-	274,286.38	-	274,286.38	-	-	274,286.38	1,989,953.16	-	-
PS			1,082,016.00	1,082,016.00					-					-	1,082,016.00		-
MOOE			1,182,223.54	1,182,223.54		274,286.38			274,286.38		274,286.38			274,286.38	907,937.16		-

STATEMENT OF APPROVED BUDGET, UTILIZATIONS, DISBURSEMENTS AND BALANCES FOR TRUST RECEIPTS
(for Implementing Agency use only)
As at the Quarter Ending 30 June 2025

FAR No. 6

Department : State University and Colleges
Agency/Entity : University of the Philippines System
Operating Unit : N/A
Organization Code (UACS) : 080080000000
Fund Cluster : 07 - Trust Receipts

	Inter Agency Fund Transfer
	Grants and Donations (Less than 12 months)

Source Agencies and Projects	UACS CODE	Approved Budget			Utilizations					Disbursements					Balances		
		Approved Budgeted Revenue/ Receipts	Adjustments (Additions, Reductions, Modifications/ Augmentations)	Adjusted Budgeted Revenue	1st Quarter Ending March 31	2nd Quarter Ending June 30	3rd Quarter Ending Sept. 30	4th Quarter Ending Dec. 31	Total	1st Quarter Ending March 31	2nd Quarter Ending June 30	3rd Quarter Ending Sept. 30	4th Quarter Ending Dec. 31	Total	Unutilized Budget	Unpaid Utilizations (10-19) = (17+18)	
																Due and Demandable	Not Yet Due and Demandable
1	2	3	4	5=[3+(-)4]	6	7	8	9	10=[6+7+8+9]	11	12	13	14	15=(11+12+13+14)	16=(5-10)	17	18
CO				-					-					-	-		-
Philippine Council for Health Research and Development (PCHRD)																	
Program Title: Gut2Brain: Harnessing Food Microbes for Mental Wellness Project Title: Nice4Gut™ for mental wellness: Development of a Functional Food Discovery Platform for behavioral modulators (TA#ST96093-499-416)		11,300,792.00	-	11,300,792.00	435,156.00	874,934.13	-	-	1,310,090.13	435,156.00	874,934.13	-	-	1,310,090.13	9,990,701.87	-	-
PS		3,415,060.00		3,415,060.00	435,156.00	810,808.77			1,245,964.77	435,156.00	810,808.77			1,245,964.77	2,169,095.23		-
MOOE		6,385,732.00		6,385,732.00		64,125.36			64,125.36		64,125.36			64,125.36	6,321,606.64		-
CO		1,500,000.00		1,500,000.00					-					-	1,500,000.00		-
Project Title: Insecticide Resistance Survey and Tracking in Aedes Vectors of Dengue through Molecular tools (AeRTrackS) (TA#ST96037-499-416))		4,892,644.43	-	4,892,644.43	1,948,391.62	2,441,398.86	-	-	4,389,790.48	1,948,391.62	2,441,398.86	-	-	4,389,790.48	502,853.95	-	-
PS		1,891,196.90		1,891,196.90	519,569.00	1,209,926.99			1,729,495.99	519,569.00	1,209,926.99			1,729,495.99	161,700.91		-
MOOE		2,660,294.49		2,660,294.49	1,428,822.62	1,231,471.87			2,660,294.49	1,428,822.62	1,231,471.87			2,660,294.49	-		-
CO		341,153.04		341,153.04					-					-	341,153.04		-
Project Title: Contextualizing Psycserv'S GinHawa Model: Responding To The Challenge Of Integrating Mental Health And Psychosocial Support (Mhps) Into Higher Educational Systems (TA#9610435-499-416)		178,418.74	-	178,418.74	170,918.74	7,500.00	-	-	178,418.74	170,918.74	7,500.00	-	-	178,418.74	-	-	-
PS				-					-					-	-		-
MOOE		178,418.74		178,418.74	170,918.74	7,500.00			178,418.74	170,918.74	7,500.00			178,418.74	-		-
CO				-					-					-	-		-
Project Title:Project 2: Immunological Models for Medically Useful Novel Entities (IMMUNE) - Models (TA#ST96041-499-416))		7,591,150.12	-	7,591,150.12	2,424,061.60	1,268,047.65	-	-	3,692,109.25	2,424,061.60	1,268,047.65	-	-	3,692,109.25	3,899,040.87	-	-
PS		3,551,171.89		3,551,171.89	2,176,965.00	555,867.50			2,732,832.50	2,176,965.00	555,867.50			2,732,832.50	818,339.39		-
MOOE		4,039,978.23		4,039,978.23	247,096.60	712,180.15			959,276.75	247,096.60	712,180.15			959,276.75	3,080,701.48		-
CO				-					-					-	-		-
Project Title: Harnessing the Psychobiotic Potential of Lactic Acid Bacteria In Philippine Fermented Foods (PsychoLAB) (TA#96091-499-416)		19,003,287.30	-	19,003,287.30	1,350,635.06	12,136,811.23	-	-	13,487,446.29	1,350,635.06	12,136,811.23	-	-	13,487,446.29	5,515,841.01	-	-
PS		3,777,012.00		3,777,012.00	721,377.50	906,453.00			1,627,830.50	721,377.50	906,453.00			1,627,830.50	2,149,181.50		-
MOOE		4,176,275.30		4,176,275.30	555,420.06	1,583,958.23			2,139,378.29	555,420.06	1,583,958.23			2,139,378.29	2,036,897.01		-
CO		11,050,000.00		11,050,000.00	73,837.50	9,646,400.00			9,720,237.50	73,837.50	9,646,400.00			9,720,237.50	1,329,762.50		-

STATEMENT OF APPROVED BUDGET, UTILIZATIONS, DISBURSEMENTS AND BALANCES FOR TRUST RECEIPTS
(for Implementing Agency use only)
As at the Quarter Ending 30 June 2025

FAR No. 6

	Inter Agency Fund Transfer
	Grants and Donations (Less than 12 months)

Department : State University and Colleges
Agency/Entity : University of the Philippines System
Operating Unit : N/A
Organization Code (UACS) : 080080000000
Fund Cluster : 07 - Trust Receipts

Source Agencies and Projects	UACS CODE	Approved Budget			Utilizations					Disbursements					Balances		
		Approved Budgeted Revenue/ Receipts	Adjustments (Additions, Reductions, Modifications/ Augmentations)	Adjusted Budgeted Revenue	1st Quarter Ending March 31	2nd Quarter Ending June 30	3rd Quarter Ending Sept. 30	4th Quarter Ending Dec. 31	Total	1st Quarter Ending March 31	2nd Quarter Ending June 30	3rd Quarter Ending Sept. 30	4th Quarter Ending Dec. 31	Total	Unutilized Budget	Unpaid Utilizations (10-19) = (17+18)	
																Due and Demandable	Not Yet Due and Demandable
1	2	3	4	5=[3+(-)4]	6	7	8	9	10=[6+7+8+9]	11	12	13	14	15=[11+12+13+14]	16=(5-10)	17	18
Project Title: Pre-Clinical Evaluation of Mangosteen-Derived Xanthones for prostate Cancer Therapy (TA#ST96059-499-416)		-	11,742,369.61	11,742,369.61	-	1,371,354.00	-	-	1,371,354.00	-	1,371,354.00	-	-	1,371,354.00	10,371,015.61	-	-
PS			1,526,508.05	1,526,508.05		638,310.00			638,310.00		638,310.00			638,310.00	888,198.05		-
MOOE			5,166,642.63	5,166,642.63		733,044.00			733,044.00		733,044.00			733,044.00	4,433,598.63		-
CO			5,049,218.93	5,049,218.93					-					-	5,049,218.93		-
Philippine Council for Agriculture, Aquatic, and Natural Resources research and Development (PCAARRD)																	
Project Title: Ploidy-Dependent Physiological And Chemical Traits Of Kappaphycus Cultivars. Project 1. Prevalence And Ploidy-Dependent Physiological Responses In Farmed Cultivars And Novel Strains Of Kappaphycus (TA#ST96034-499-416)		1,348,729.15	-	1,348,729.15	830,741.67	517,987.48	-	-	1,348,729.15	830,741.67	517,987.48	-	-	1,348,729.15	-	-	-
PS		945,951.90		945,951.90	565,527.00	380,424.90			945,951.90	565,527.00	380,424.90			945,951.90	-		-
MOOE		402,777.25		402,777.25	265,214.67	137,562.58			402,777.25	265,214.67	137,562.58			402,777.25	-		-
CO				-					-					-	-		-
Project Title: Investigating The Genetic Basis Of Adaptive Capacity In Mesophotic Organisms (TA#ST96011-499-416)		3,541,577.00	-	3,541,577.00	699,796.96	972,249.82	-	-	1,672,046.78	699,796.96	972,249.82	-	-	1,672,046.78	1,869,530.22	-	-
PS		818,300.34		818,300.34	320,995.00	396,588.00			717,583.00	320,995.00	396,588.00			717,583.00	100,717.34		-
MOOE		2,723,276.66		2,723,276.66	378,801.96	575,661.82			954,463.78	378,801.96	575,661.82			954,463.78	1,768,812.88		-
CO				-					-					-	-		-
Project Title: Vismo: Visayan Sea Model For Operational Oceanography (TA#ST96044-499-416)		1,022,704.66	-	1,022,704.66	541,449.16	344,512.73	-	-	885,961.89	541,449.16	344,512.73	-	-	885,961.89	136,742.77	-	-
PS		566,606.73		566,606.73	369,496.00	197,110.73			566,606.73	369,496.00	197,110.73			566,606.73	-		-
MOOE		456,097.93		456,097.93	171,953.16	147,402.00			319,355.16	171,953.16	147,402.00			319,355.16	136,742.77		-
CO				-					-					-	-		-
Project Title: Examining Population Connectivity between Euphotic and Mesophotic Coral Reef Systems (TA#ST96010-499-416)		2,313,777.00	-	2,313,777.00	1,178,093.02	773,351.86	-	-	1,951,444.88	1,178,093.02	773,351.86	-	-	1,951,444.88	362,332.12	-	-
PS		1,008,274.63		1,008,274.63	396,999.00	431,017.50			828,016.50	396,999.00	431,017.50			828,016.50	180,258.13		-
MOOE		1,305,502.37		1,305,502.37	781,094.02	342,334.36			1,123,428.38	781,094.02	342,334.36			1,123,428.38	182,073.99		-
CO				-					-					-	-		-

STATEMENT OF APPROVED BUDGET, UTILIZATIONS, DISBURSEMENTS AND BALANCES FOR TRUST RECEIPTS
(for Implementing Agency use only)
As at the Quarter Ending 30 June 2025

FAR No. 6

	Inter Agency Fund Transfer
	Grants and Donations (Less than 12 months)

Department : State University and Colleges
Agency/Entity : University of the Philippines System
Operating Unit : N/A
Organization Code (UACS) : 080080000000
Fund Cluster : 07 - Trust Receipts

Source Agencies and Projects	UACS CODE	Approved Budget			Utilizations					Disbursements					Balances		
		Approved Budgeted Revenue/ Receipts	Adjustments (Additions, Reductions, Modifications/ Augmentations)	Adjusted Budgeted Revenue	1st Quarter Ending March 31	2nd Quarter Ending June 30	3rd Quarter Ending Sept. 30	4th Quarter Ending Dec. 31	Total	1st Quarter Ending March 31	2nd Quarter Ending June 30	3rd Quarter Ending Sept. 30	4th Quarter Ending Dec. 31	Total	Unutilized Budget	Unpaid Utilizations (10-19) = (17+18)	
																Due and Demandable	Not Yet Due and Demandable
1	2	3	4	5=[3+(-)4]	6	7	8	9	10=(6+7+8+9)	11	12	13	14	15=(11+12+13+14)	16=(5-10)	17	18
Project Title: Project 1: Validation Of Genetic Markers Associated With Body Weight In The Tiger Shrimp Penaeus Monodon (TA#ST96049-499-416)		1,228,934.00	-	1,228,934.00	499,440.00	88,671.09	-	-	588,111.09	499,440.00	88,671.09	-	-	588,111.09	640,822.91	-	-
PS		398,393.18		398,393.18	245,146.00				245,146.00	245,146.00				245,146.00	153,247.18		-
MOOE		830,540.82		830,540.82	254,294.00	88,671.09			342,965.09	254,294.00	88,671.09			342,965.09	487,575.73		-
CO				-					-					-	-		-
Project Title:Project 2: Development of Genetic and Chemical Markers for Identifying Tetrasporophytes, Male Gametophytes and Female Gametophytes of Kappaphycus alvarezii and K striatus (TA#ST96035-499-416)		1,383,959.15	-	1,383,959.15	596,563.21	651,739.90	-	-	1,248,303.11	596,563.21	651,739.90	-	-	1,248,303.11	135,656.04	-	-
PS		408,715.54		408,715.54	247,812.00	159,935.00			407,747.00	247,812.00	159,935.00			407,747.00	968.54		-
MOOE		975,243.61		975,243.61	348,751.21	491,804.90			840,556.11	348,751.21	491,804.90			840,556.11	134,687.50		-
CO				-					-					-	-		-
Project Title: Developing Sustainable Macroalgal Feeds To Enhance Production Of Sea Cucumber Culture (TA#ST96025-499-416)		1,310,189.77	-	1,310,189.77	712,627.60	511,125.55	-	-	1,223,753.15	712,627.60	511,125.55	-	-	1,223,753.15	86,436.62	-	-
PS		685,285.32		685,285.32	438,911.00	243,996.00			682,907.00	438,911.00	243,996.00			682,907.00	2,378.32		-
MOOE		624,904.45		624,904.45	273,716.60	267,129.55			540,846.15	273,716.60	267,129.55			540,846.15	84,058.30		-
CO				-					-					-	-		-
Project Title:Impacts of Marine Heatwaves in select West Philippines Sea reefs (TA#ST96016-499-416)		2,982,445.00	-	2,982,445.00	738,203.56	897,296.49	-	-	1,635,500.05	738,203.56	897,296.49	-	-	1,635,500.05	1,346,944.95	-	-
PS		2,462,060.00		2,462,060.00	606,815.00	628,708.20			1,235,523.20	606,815.00	628,708.20			1,235,523.20	1,226,536.80		-
MOOE		520,385.00		520,385.00	131,388.56	268,588.29			399,976.85	131,388.56	268,588.29			399,976.85	120,408.15		-
CO				-					-					-	-		-
Project Title: Project 1: Biodiversity in mesophotic coral reef ecosystems (TA#ST96012-499-416)		4,894,064.00	-	4,894,064.00	-	-	-	-	-	-	-	-	-	-	4,894,064.00	-	-
PS		3,591,184.00		3,591,184.00					-					-	3,591,184.00		-
MOOE		1,302,880.00		1,302,880.00					-					-	1,302,880.00		-
CO				-					-					-	-		-
Project Title: In Planta Transformation of Abaca (Musa Textilis Nee) with a Visual Reporter: A Proof of Concept (TA#ST96104-499-416)		-	3,016,464.00	3,016,464.00	-	105,058.00	-	-	105,058.00	-	105,058.00	-	-	105,058.00	2,911,406.00	-	-

STATEMENT OF APPROVED BUDGET, UTILIZATIONS, DISBURSEMENTS AND BALANCES FOR TRUST RECEIPTS
(for Implementing Agency use only)
As at the Quarter Ending 30 June 2025

FAR No. 6

	Inter Agency Fund Transfer
	Grants and Donations (Less than 12 months)

Department : State University and Colleges
Agency/Entity : University of the Philippines System
Operating Unit : N/A
Organization Code (UACS) : 060080000000
Fund Cluster : 07 - Trust Receipts

Source Agencies and Projects	UACS CODE	Approved Budget			Utilizations					Disbursements					Balances		
		Approved Budgeted Revenue/ Receipts	Adjustments (Additions, Reductions, Modifications/ Augmentations)	Adjusted Budgeted Revenue	1st Quarter Ending March 31	2nd Quarter Ending June 30	3rd Quarter Ending Sept. 30	4th Quarter Ending Dec. 31	Total	1st Quarter Ending March 31	2nd Quarter Ending June 30	3rd Quarter Ending Sept. 30	4th Quarter Ending Dec. 31	Total	Unutilized Budget	Unpaid Utilizations (10-19) = (17+18)	
																Due and Demandable	Not Yet Due and Demandable
1	2	3	4	5=[3+(-)4]	6	7	8	9	10=(6+7+8+9)	11	12	13	14	15=(11+12+13+14)	16=(5-10)	17	18
PS			820,224.00	820,224.00		105,058.00			105,058.00		105,058.00			105,058.00	715,166.00		-
MOOE			1,446,240.00	1,446,240.00					-					-	1,446,240.00		-
CO			750,000.00	750,000.00					-					-	750,000.00		-
Project Title: Financial Assistance for the Workshop on the Introduction to Population Genomics Analyses under the mentorship of Dr. Apollo Marco D. Lizano (TA#ST96106-499-416)		-	100,000.00	100,000.00	-	-	-	-	-	-	-	-	-	-	100,000.00	-	-
PS				-					-					-	-		-
MOOE			100,000.00	100,000.00					-					-	100,000.00		-
CO				-					-					-	-		-
Project Title: Levelling-Up of Innovative Agriculture, Aquatic and Natural Resources-based Startups/Spinoffs thru Promotion, Valuation Assistance and Development (LIPaD) Phase II (TA#ST96097-499-416)		-	5,037,916.60	5,037,916.60	-	1,661,861.03	-	-	1,661,861.03	-	1,661,861.03	-	-	1,661,861.03	3,376,055.57	-	-
PS			458,472.00	458,472.00		130,400.00			130,400.00		130,400.00			130,400.00	328,072.00		-
MOOE			4,579,444.60	4,579,444.60		1,531,461.03			1,531,461.03		1,531,461.03			1,531,461.03	3,047,983.57		-
CO				-	-				-					-	-		-
National Research Council of the Philippines (NCRP)																	
Project Title: Quantifying Loss of Information with Spatial Mode Projection and Stokes Polarimetry of Blocked Self-healing Optical Beams with Nonfactorable Polarization States and Spatial Mode Components (TA#ST96089-499-416)		2,029,443.93	-	2,029,443.93	-	52,800.00	-	-	52,800.00	-	52,800.00	-	-	52,800.00	1,976,643.93	-	-
PS		105,600.00		105,600.00		52,800.00			52,800.00		52,800.00			52,800.00	52,800.00		-
MOOE		178,843.93		178,843.93					-					-	178,843.93		-
CO		1,745,000.00		1,745,000.00					-					-	1,745,000.00		-
Project Title: A Study on Tourism Social Carrying Capacity: The Case of Batanes Observatory (TA#ST96094-499-416)		2,000,000.00	-	2,000,000.00	-	91,749.82	-	-	91,749.82	-	91,749.82	-	-	91,749.82	1,908,250.18	-	-
PS		277,200.00		277,200.00		53,000.00			53,000.00		53,000.00			53,000.00	224,200.00		-
MOOE		1,722,800.00		1,722,800.00		38,749.82			38,749.82		38,749.82			38,749.82	1,684,050.18		-
CO				-					-					-	-		-
Project Title: Towards identification of Important habitats for the Mammals of Dinagat Island (TA#ST96084-499-416)		5,394,468.20	-	5,394,468.20	388,859.73	655,948.06	-	-	1,044,807.79	388,859.73	655,948.06	-	-	1,044,807.79	4,349,660.41	-	-

STATEMENT OF APPROVED BUDGET, UTILIZATIONS, DISBURSEMENTS AND BALANCES FOR TRUST RECEIPTS
(for Implementing Agency use only)
As at the Quarter Ending 30 June 2025

FAR No. 6

	Inter Agency Fund Transfer
	Grants and Donations (Less than 12 months)

Department : State University and Colleges
 Agency/Entity : University of the Philippines System
 Operating Unit : N/A
 Organization Code (UACS) : 080080000000
 Fund Cluster : 07 - Trust Receipts

Source Agencies and Projects	UACS CODE	Approved Budget			Utilizations					Disbursements					Balances		
		Approved Budgeted Revenue/ Receipts	Adjustments (Additions, Reductions, Modifications/ Augmentations)	Adjusted Budgeted Revenue	1st Quarter Ending March 31	2nd Quarter Ending June 30	3rd Quarter Ending Sept. 30	4th Quarter Ending Dec. 31	Total	1st Quarter Ending March 31	2nd Quarter Ending June 30	3rd Quarter Ending Sept. 30	4th Quarter Ending Dec. 31	Total	Unutilized Budget	Unpaid Utilizations (10-19) = (17+18)	
																Due and Demandable	Not Yet Due and Demandable
1	2	3	4	5=[3+(-)4]	6	7	8	9	10=(6+7+8+9)	11	12	13	14	15=(11+12+13+14)	16=(5-10)	17	18
PS		2,062,208.00		2,062,208.00	388,859.73	412,752.00			801,611.73	388,859.73	412,752.00			801,611.73	1,260,596.27		-
MOOE		2,862,260.20		2,862,260.20		243,196.06			243,196.06		243,196.06			243,196.06	2,619,064.14		-
CO		470,000.00		470,000.00					-					-	470,000.00		-
Science Education Institute (SEI)																	
Project Title: Capability Program in Science and Mathematics Education (CBPSME) (TA#ST93001-499-416)		6,101,429.00	290,000.00	6,391,429.00	-	2,051,859.90	-	-	2,051,859.90	-	2,051,859.90	-	-	2,051,859.90	4,339,569.10	-	-
PS			179,265.90	179,265.90		117,859.90			117,859.90		117,859.90			117,859.90	61,406.00		-
MOOE		6,101,429.00	110,734.10	6,212,163.10		1,934,000.00			1,934,000.00		1,934,000.00			1,934,000.00	4,278,163.10		-
CO				-					-					-	-		-
Project Title: National Science Consortium - Accelerated Science and Technology Human Resource Development Program (ASTHRDP) (TA#ST93000-499-416)		90,139,652.12	10,553,000.00	100,692,652.12	45,295,821.38	24,124,033.88	-	-	69,419,855.26	45,295,821.38	24,124,033.88	-	-	69,419,855.26	31,272,796.86	-	-
PS				-					-					-	-		-
MOOE		90,139,652.12	10,553,000.00	100,692,652.12	45,295,821.38	24,124,033.88			69,419,855.26	45,295,821.38	24,124,033.88			69,419,855.26	31,272,796.86		-
CO				-					-					-	-		-
Project Title: Engineering Research & Development For Technology (ERDT) (TA#9353700-499-439)		9,506,791.58	117,009,302.11	126,516,093.69	9,506,791.58	80,419,474.25	-	-	89,926,265.83	9,506,791.58	80,419,474.25	-	-	89,926,265.83	36,589,827.86	-	-
PS			5,676,905.66	5,676,905.66		1,970,668.73			1,970,668.73		1,970,668.73			1,970,668.73	3,706,236.93		-
MOOE		9,506,791.58	111,116,596.45	120,623,388.03	9,506,791.58	78,448,805.52			87,955,597.10	9,506,791.58	78,448,805.52			87,955,597.10	32,667,790.93		-
CO			215,800.00	215,800.00					-					-	215,800.00		-
Project Title: UP DOST Core Group - Ra 7687 (S&T Scholarship Program) (TA#9343700-499-439)		10,921,359.81	-	10,921,359.81	8,994,111.12	411,035.22	-	-	9,405,146.34	8,994,111.12	411,035.22	-	-	9,405,146.34	1,516,213.47	-	-
PS				-					-					-	-		-
MOOE		10,921,359.81		10,921,359.81	8,994,111.12	411,035.22			9,405,146.34	8,994,111.12	411,035.22			9,405,146.34	1,516,213.47		-
CO				-					-					-	-		-
Project Title: UP DOST Core Group - Project 5801 (Sel-Undergrad) (TA#9343710-499-439)		19,089,500.00	-	19,089,500.00	17,158,500.00	-	-	-	17,158,500.00	17,158,500.00	-	-	-	17,158,500.00	1,931,000.00	-	-

STATEMENT OF APPROVED BUDGET, UTILIZATIONS, DISBURSEMENTS AND BALANCES FOR TRUST RECEIPTS
(for Implementing Agency use only)
As at the Quarter Ending 30 June 2025

FAR No. 6

	Inter Agency Fund Transfer
	Grants and Donations (Less than 12 months)

Department : State University and Colleges
Agency/Entity : University of the Philippines System
Operating Unit : N/A
Organization Code (UACS) : 080080000000
Fund Cluster : 07 - Trust Receipts

Source Agencies and Projects	UACS CODE	Approved Budget			Utilizations					Disbursements					Balances		
		Approved Budgeted Revenue/ Receipts	Adjustments (Additions, Reductions, Modifications/ Augmentations)	Adjusted Budgeted Revenue	1st Quarter Ending March 31	2nd Quarter Ending June 30	3rd Quarter Ending Sept. 30	4th Quarter Ending Dec. 31	Total	1st Quarter Ending March 31	2nd Quarter Ending June 30	3rd Quarter Ending Sept. 30	4th Quarter Ending Dec. 31	Total	Unutilized Budget	Unpaid Utilizations (10-19) = (17+18)	
																Due and Demandable	Not Yet Due and Demandable
1	2	3	4	5=[3+(-)4]	6	7	8	9	10=(6+7+8+9)	11	12	13	14	15=(11+12+13+14)	16=(5-10)	17	18
PS				-					-					-	-		-
MOOE		19,089,500.00		19,089,500.00	17,158,500.00				17,158,500.00	17,158,500.00				17,158,500.00	1,931,000.00		-
CO				-					-					-	-		-
Project Title: UP DOST Core Group - Project 9102 (JLAP) (TA#9343720-499-439)		9,000.00	-	9,000.00	-	-	-	-	-	-	-	-	-	-	9,000.00	-	-
PS				-					-					-	-		-
MOOE		9,000.00		9,000.00					-					-	9,000.00		-
CO				-					-					-	-		-
Philippine Atmospheric, Geophysical and Astronomical Services Administration (PAGASA)																	
Project Title: Consultancy Services For The Probabilistic Flood Hazard Mapping And Development Of Operational Flood Forecasting Tool Of The Two (2) Project Sites: Tuguegarao And Legazpi (Dost-Pagasa Project 1) (TA#ST96078-499-416)		4,500,000.00	-	4,500,000.00	4,303,676.92	-	-	-	4,303,676.92	4,303,676.92	-	-	-	4,303,676.92	196,323.08	-	-
PS		4,298,076.92		4,298,076.92	4,298,076.92				4,298,076.92	4,298,076.92				4,298,076.92	-		-
MOOE		201,923.08		201,923.08	5,600.00				5,600.00	5,600.00				5,600.00	196,323.08		-
CO				-					-					-	-		-
Climate Change Commission																	
Project Title: ACT Local for BHWs Project (TA#9610486-499-416)		720,000.00	-	720,000.00	-	217,804.30		-	217,804.30	-	217,804.30		-	217,804.30	502,195.70	-	-
PS		369,700.00		369,700.00					-					-	369,700.00		-
MOOE		350,300.00		350,300.00		217,804.30			217,804.30		217,804.30			217,804.30	132,495.70		-
CO				-					-					-	-		-
Department of Trade and Industry																	
Project Title: Gap Assessment Of The Philippines Current Legal Regime Vis-A-Vis The Comprehensive And Progressive Trans-Pacific Partnership (Cptpp Trust Fund) (TA#9610454-499-416)		400,000.00	-	400,000.00	-	400,000.00	-	-	400,000.00	-	400,000.00	-	-	400,000.00	-	-	-
PS		400,000.00		400,000.00		400,000.00			400,000.00		400,000.00			400,000.00	-		-
MOOE				-					-					-	-		-
CO				-					-					-	-		-
Intellectual Property Office of the Philippines (IPOPHL)																	

STATEMENT OF APPROVED BUDGET, UTILIZATIONS, DISBURSEMENTS AND BALANCES FOR TRUST RECEIPTS
(for Implementing Agency use only)
As at the Quarter Ending 30 June 2025

FAR No. 6

Department : State University and Colleges
Agency/Entity : University of the Philippines System
Operating Unit : N/A
Organization Code (UACS) : 080080000000
Fund Cluster : 07 - Trust Receipts

	Inter Agency Fund Transfer
	Grants and Donations (Less than 12 months)

Source Agencies and Projects	UACS CODE	Approved Budget			Utilizations					Disbursements					Balances		
		Approved Budgeted Revenue/ Receipts	Adjustments (Additions, Reductions, Modifications/ Augmentations)	Adjusted Budgeted Revenue	1st Quarter Ending March 31	2nd Quarter Ending June 30	3rd Quarter Ending Sept. 30	4th Quarter Ending Dec. 31	Total	1st Quarter Ending March 31	2nd Quarter Ending June 30	3rd Quarter Ending Sept. 30	4th Quarter Ending Dec. 31	Total	Unutilized Budget	Unpaid Utilizations (10-19) = (17+18)	
																Due and Demandable	Not Yet Due and Demandable
1	2	3	4	5=[3+(-)4]	6	7	8	9	10=[6+7+8+9]	11	12	13	14	15=[11+12+13+14]	16=[5-10]	17	18
Project Title: Crafting of the National Intellectual Property Strategy 2025-2030 (TA#9610480-499-416)		1,800,000.00	-	1,800,000.00	15,783.04	1,572,771.42	-	-	1,588,554.46	15,783.04	1,572,771.42	-	-	1,588,554.46	211,445.54	-	-
PS		1,500,000.00		1,500,000.00		1,500,000.00			1,500,000.00		1,500,000.00			1,500,000.00	-		-
MOOE		300,000.00		300,000.00	15,783.04	72,771.42			88,554.46	15,783.04	72,771.42			88,554.46	211,445.54		-
CO				-					-					-	-		-
Department of Foreign Affairs (DFA)																	
Technical Cooperation Council of the philippines (TCCP)																	
Project Title: Organizational And Performance Review Of The Technical Cooperation Council Of The Philippines (TCCP) (TA#9610481-499-416)		387,000.00	-	387,000.00	30,470.00	5,259.12	-	-	35,729.12	30,470.00	5,259.12	-	-	35,729.12	351,270.88	-	-
PS		303,750.00		303,750.00					-					-	303,750.00		-
MOOE		83,250.00		83,250.00	30,470.00	5,259.12			35,729.12	30,470.00	5,259.12			35,729.12	47,520.88		-
CO				-					-					-	-		-
Department of Budget and Management (DBM)																	
Project Title: Consultancy Services for the Institutionalization of Risk Management (RM) in the Department of Budget and Management (TA#9610470-499-416)		1,114,640.97	557,320.49	1,671,961.46	987,940.12	609,366.75			1,597,306.87	987,940.12	609,366.75			1,597,306.87	74,654.59	-	-
PS		225,000.00	207,000.00	432,000.00	189,000.00	188,630.31			377,630.31	189,000.00	188,630.31			377,630.31	54,369.69		-
MOOE		889,640.97	350,320.49	1,239,961.46	798,940.12	420,736.44			1,219,676.56	798,940.12	420,736.44			1,219,676.56	20,284.90		-
CO				-					-					-	-		-
Department of Environment and Natural Resources (DENR)																	
Land Management Bureau																	
Project Title: Land Sector Modernization Program 3: Revision And Updating Of The Land Survey Regulations And Manual Procedures (TA#9610456-499-416)		750,000.00	-	750,000.00	49,500.00	-	-		49,500.00	49,500.00	-	-		49,500.00	700,500.00	-	-
PS		341,441.00		341,441.00					-					-	341,441.00		-
MOOE		408,559.00		408,559.00	49,500.00				49,500.00	49,500.00				49,500.00	359,059.00		-
CO				-					-					-	-		-
Department of Interior and Local Government (DILG)																	
Project Title: Citizen Satisfaction Index System (CSIS) in the National Capital Region (NCR) (TA#9610479-499-416)		28,125.00	126,562.50	154,687.50	28,125.00	98,437.50	-		126,562.50	28,125.00	98,437.50	-		126,562.50	28,125.00	-	-

STATEMENT OF APPROVED BUDGET, UTILIZATIONS, DISBURSEMENTS AND BALANCES FOR TRUST RECEIPTS
(for Implementing Agency use only)
As at the Quarter Ending 30 June 2025

FAR No. 6

Department : State University and Colleges
Agency/Entity : University of the Philippines System
Operating Unit : N/A
Organization Code (UACS) : 080080000000
Fund Cluster : 07 - Trust Receipts

	Inter Agency Fund Transfer
	Grants and Donations (Less than 12 months)

Source Agencies and Projects	UACS CODE	Approved Budget			Utilizations					Disbursements					Balances		
		Approved Budgeted Revenue/ Receipts	Adjustments (Additions, Reductions, Modifications/ Augmentations)	Adjusted Budgeted Revenue	1st Quarter Ending March 31	2nd Quarter Ending June 30	3rd Quarter Ending Sept. 30	4th Quarter Ending Dec. 31	Total	1st Quarter Ending March 31	2nd Quarter Ending June 30	3rd Quarter Ending Sept. 30	4th Quarter Ending Dec. 31	Total	Unutilized Budget	Unpaid Utilizations (10-19) = (17+18)	
																Due and Demandable	Not Yet Due and Demandable
1	2	3	4	5=[3+(-)4]	6	7	8	9	10=(6+7+8+9)	11	12	13	14	15=(11+12+13+14)	16=(5-10)	17	18
PS		28,125.00	54,528.41	82,653.41	28,125.00	54,528.41			82,653.41	28,125.00	54,528.41			82,653.41	-		-
MOOE			72,034.09	72,034.09		43,909.09			43,909.09		43,909.09			43,909.09	28,125.00		-
CO				-					-					-	-		-
Project Title: Segmentation of Local Government Unit's Capacity in Local Infrastructure Governance (TA#9610488-499-416)		-	1,500,000.00	1,500,000.00	-	-	-		-	-	-	-	-	-	1,500,000.00	-	-
PS			627,636.36	627,636.36					-					-	627,636.36		-
MOOE			872,363.64	872,363.64					-					-	872,363.64		-
CO				-					-					-	-		-
Sandiganbayan																	
Project Title: Consultancy Services for the Detailed Architectural and Engineering Design of the Sandiganbayan Building II (TA#9610483-499-416)		3,676,200.00	-	3,676,200.00	-	1,598,890.00	-		1,598,890.00	-	1,598,890.00	-	-	1,598,890.00	2,077,310.00	-	-
PS		3,676,200.00	500,000.00	3,176,200.00		1,340,945.00			1,340,945.00		1,340,945.00			1,340,945.00	1,835,255.00		-
MOOE			500,000.00	500,000.00		257,945.00			257,945.00		257,945.00			257,945.00	242,055.00		-
CO				-	-				-					-	-		-
Project Title: Engineering Consultancy for the Detailed Engineering Investigation and Evaluation of the Proposed Sandiganbayan Building II in Quezon City and the Courthouse, Cottages, and Proposed Training Center in the Sandiganbayan Property in Baguio City (TA#9610477-499-416)		-	1,350,000.00	1,350,000.00	-	804,913.00	-		804,913.00	-	804,913.00	-	-	804,913.00	545,087.00	-	-
PS			450,000.00	450,000.00					-					-	450,000.00		-
MOOE			900,000.00	900,000.00		804,913.00			804,913.00		804,913.00			804,913.00	95,087.00		-
CO				-	-				-					-	-		-
PRESIDENTIAL COMMISSION ON GOOD GOVERNMENT (PCGG)																	
Project Title: Temporary Transfer and Storage of Select PCGG Art Collection to the UP Vargas Museum and Filipiniana Research Center (TA#9610420-499-416)		30,000.00	-	30,000.00	30,000.00	-	-		30,000.00	30,000.00	-	-	-	30,000.00	-	-	-
PS		18,000.00		18,000.00	18,000.00				18,000.00	18,000.00				18,000.00	-		-
MOOE		12,000.00		12,000.00	12,000.00				12,000.00	12,000.00				12,000.00	-		-
CO				-					-					-	-		-
Department of Human Settlements and Urban Development (DHSUD)																	

STATEMENT OF APPROVED BUDGET, UTILIZATIONS, DISBURSEMENTS AND BALANCES FOR TRUST RECEIPTS
(for Implementing Agency use only)
As at the Quarter Ending 30 June 2025

FAR No. 6

Department : State University and Colleges
Agency/Entity : University of the Philippines System
Operating Unit : N/A
Organization Code (UACS) : 080080000000
Fund Cluster : 07 - Trust Receipts

	Inter Agency Fund Transfer
	Grants and Donations (Less than 12 months)

Source Agencies and Projects	UACS CODE	Approved Budget			Utilizations					Disbursements					Balances		
		Approved Budgeted Revenue/ Receipts	Adjustments (Additions, Reductions, Modifications/ Augmentations)	Adjusted Budgeted Revenue	1st Quarter Ending March 31	2nd Quarter Ending June 30	3rd Quarter Ending Sept. 30	4th Quarter Ending Dec. 31	Total	1st Quarter Ending March 31	2nd Quarter Ending June 30	3rd Quarter Ending Sept. 30	4th Quarter Ending Dec. 31	Total	Unutilized Budget	Unpaid Utilizations (10-19) = (17+18)	
																Due and Demandable	Not Yet Due and Demandable
1	2	3	4	5=[3+(-)4]	6	7	8	9	10=[(6+7)+8+9]	11	12	13	14	15=[(11+12)+13+14]	16=(5-10)	17	18
Project Title: Development of a Fishfolk Settlements Policy Framework (TA#9610459-499-416)		-	500,000.00	500,000.00	-	75,000.00	-	-	75,000.00	-	75,000.00	-	-	75,000.00	425,000.00	-	-
PS			500,000.00	500,000.00		75,000.00			75,000.00		75,000.00			75,000.00	425,000.00		-
MOOE				-					-					-	-		-
CO				-					-					-	-		-
Philippine Deposit Insurance Corporation (PDIC)																	
Project Title: GEOGRAPHIC INFORMATION SYSTEM - REAL AND OTHER PROPERTIES ACQUIRED (GIS-ROPA) (TA#9610485-499-416)		-	2,121,592.80	2,121,592.80	-	1,147,365.00	-	-	1,147,365.00	-	1,147,365.00	-	-	1,147,365.00	974,227.80	-	-
PS			1,179,709.90	1,179,709.90		1,127,365.00			1,127,365.00		1,127,365.00			1,127,365.00	52,344.90		-
MOOE			701,882.90	701,882.90		20,000.00			20,000.00		20,000.00			20,000.00	681,882.90		-
CO			240,000.00	240,000.00					-					-	240,000.00		-
Project Title: Rapid Assessment of the Balik-Pilipinas, Balik-Hanapbuhay (BPPH) Program (TA#9610489-499-416)		-	863,854.24	863,854.24	-	138,146.00	-	-	138,146.00	-	138,146.00	-	-	138,146.00	725,708.24	-	-
PS			198,000.00	198,000.00					-					-	198,000.00		-
MOOE			665,854.24	665,854.24		138,146.00			138,146.00		138,146.00			138,146.00	527,708.24		-
CO				-					-					-	-		-
Department of Agriculture - Bureau of Agricultural Research (DA-BAR)																	
Project Title: Physico-chemical, characterization, functional food properties, of Purple Yam (Dioscorea alata) varieties of Aetas from Porac, Pampanga (TA#9610490-499-416)		-	3,163,598.00	3,163,598.00	-	103,579.50	-	-	103,579.50	-	103,579.50	-	-	103,579.50	3,060,018.50	-	-
PS			878,530.00	878,530.00		103,579.50			103,579.50		103,579.50			103,579.50	774,950.50		-
MOOE			2,210,068.00	2,210,068.00					-					-	2,210,068.00		-
CO			75,000.00	75,000.00					-					-	75,000.00		-
Department of Education Schools Division of Nueva Vizcaya																	
Project Title: Workshop on Developing PISA-Like and SEA-PLM Like Assessment Tasks (TA#9610491-499-416)		-	116,000.00	116,000.00	-	-	-	-	-	-	-	-	-	-	116,000.00	-	-
PS			84,000.00	84,000.00					-					-	84,000.00		-
MOOE			32,000.00	32,000.00					-					-	32,000.00		-
CO				-					-					-	-		-

STATEMENT OF APPROVED BUDGET, UTILIZATIONS, DISBURSEMENTS AND BALANCES FOR TRUST RECEIPTS
(for Implementing Agency use only)
As at the Quarter Ending 30 June 2025

FAR No. 6

Department : State University and Colleges
Agency/Entity : University of the Philippines System
Operating Unit : N/A
Organization Code (UACS) : 080080000000
Fund Cluster : 07 - Trust Receipts

	Inter Agency Fund Transfer
	Grants and Donations (Less than 12 months)

Source Agencies and Projects	UACS CODE	Approved Budget			Utilizations					Disbursements					Balances		
		Approved Budgeted Revenue/ Receipts	Adjustments (Additions, Reductions, Modifications/ Augmentations)	Adjusted Budgeted Revenue	1st Quarter Ending March 31	2nd Quarter Ending June 30	3rd Quarter Ending Sept. 30	4th Quarter Ending Dec. 31	Total	1st Quarter Ending March 31	2nd Quarter Ending June 30	3rd Quarter Ending Sept. 30	4th Quarter Ending Dec. 31	Total	Unutilized Budget	Unpaid Utilizations (10-19) = (17+18)	
																Due and Demandable	Not Yet Due and Demandable
1	2	3	4	5=[3+(-)4]	6	7	8	9	10=(6+7+8+9)	11	12	13	14	15=(11+12+13+14)	16=(5-10)	17	18
Department of Transportation (DOTr)																	
Maritime Industry Authority																	
Project Title: UPLC Marina Project - Drafting of a Comprehensive Maritime Industry Bill (P.D. 474) (TA#9610457-499-416)		-	620,000.00	620,000.00	-	218,500.00	-	-	218,500.00	-	218,500.00	-	-	218,500.00	401,500.00	-	-
PS			620,000.00	620,000.00		218,500.00			218,500.00		218,500.00			218,500.00	401,500.00		-
MOOE				-					-					-	-		-
CO				-					-					-	-		-
Maynila Water Services, Inc.																	
Project Title: Two-Year Collaborative Algal Bloom Research (TA#9908121-499-439)		1,726,417.00	1,726,417.00	3,452,834.00	-	137,307.40		-	137,307.40	-	137,307.40		-	137,307.40	3,315,526.60	-	-
PS				-					-					-	-		-
MOOE		1,726,417.00	1,726,417.00	3,452,834.00		137,307.40			137,307.40		137,307.40			137,307.40	3,315,526.60		-
CO				-					-					-	-		-
British Council																	
Project Title: Upcycling of virgin coconut oil processing by-products into coconut protein concentrates and its application in plant-based milk alternatives (TA#9908124-499-439)		1,500,196.60	-	1,500,196.60	237,577.95	259,578.40	-	-	497,156.35	237,577.95	259,578.40	-	-	497,156.35	1,003,040.25	-	-
PS		599,314.09		599,314.09	231,577.95	240,482.90			472,060.85	231,577.95	240,482.90			472,060.85	127,253.24		-
MOOE		900,882.51		900,882.51	6,000.00	19,095.50			25,095.50	6,000.00	19,095.50			25,095.50	875,787.01		-
CO				-					-					-	-		-
Government of the United Kingdom through Paladium International Limited																	
Project Title: Philippines Emissions Pathways Calculator (PEPC) or the PH 2050 Calculator Project (TA#9908126-499-439)		3,603,975.81	801,739.37	4,405,715.18	2,987,203.05	1,176,000.00	-	-	4,163,203.05	2,987,203.05	1,176,000.00	-	-	4,163,203.05	242,512.13	-	-
PS				-					-					-	-		-
MOOE		3,603,975.81	801,739.37	4,405,715.18	2,987,203.05	1,176,000.00			4,163,203.05	2,987,203.05	1,176,000.00			4,163,203.05	242,512.13		-
CO				-					-					-	-		-
The World Bank																	

STATEMENT OF APPROVED BUDGET, UTILIZATIONS, DISBURSEMENTS AND BALANCES FOR TRUST RECEIPTS
(for Implementing Agency use only)
As at the Quarter Ending 30 June 2025

FAR No. 6

Department : State University and Colleges
Agency/Entity : University of the Philippines System
Operating Unit : N/A
Organization Code (UACS) : 080080000000
Fund Cluster : 07 - Trust Receipts

	Inter Agency Fund Transfer
	Grants and Donations (Less than 12 months)

Source Agencies and Projects	UACS CODE	Approved Budget			Utilizations					Disbursements					Balances		
		Approved Budgeted Revenue/ Receipts	Adjustments (Additions, Reductions, Modifications/ Augmentations)	Adjusted Budgeted Revenue	1st Quarter Ending March 31	2nd Quarter Ending June 30	3rd Quarter Ending Sept. 30	4th Quarter Ending Dec. 31	Total	1st Quarter Ending March 31	2nd Quarter Ending June 30	3rd Quarter Ending Sept. 30	4th Quarter Ending Dec. 31	Total	Unutilized Budget	Unpaid Utilizations (10-19) = (17+18)	
																Due and Demandable	Not Yet Due and Demandable
1	2	3	4	5=[3+(-)4]	6	7	8	9	10=[6+7+8+9]	11	12	13	14	15=[11+12+13+14]	16=(5-10)	17	18
Project Title: "Consultancy Services for the Philippine Infrastructure for Safer and Resilient Schools" (TA#9908114-499-439)		3,075,173.20	615,034.64	3,690,207.84	1,157,719.76	550,620.00	-	-	1,708,339.76	1,157,719.76	550,620.00	-	-	1,708,339.76	1,981,868.08	-	-
PS		2,091,823.67		2,091,823.67	958,540.00	536,000.00			1,494,540.00	958,540.00	536,000.00			1,494,540.00	597,263.67		-
MOOE		983,349.53	615,034.64	1,598,384.17	199,179.76	14,620.00			213,799.76	199,179.76	14,620.00			213,799.76	1,384,584.41		-
CO				-					-					-	-		-
International Development Research Centre (IDRC Canada)																	
Project Title: Combating Antibiotic Resistance in Philippine Lakes: One-Health upstream interventions to reduce the burden (TA#9908109-499-439)		-	2,104,044.71	2,104,044.71	-	1,701,468.89	-	-	1,701,468.89	-	1,701,468.89	-	-	1,701,468.89	402,575.82	-	-
PS			803,301.82	803,301.82		400,726.00			400,726.00		400,726.00			400,726.00	402,575.82		-
MOOE			1,300,742.89	1,300,742.89		1,300,742.89			1,300,742.89		1,300,742.89			1,300,742.89	-		-
CO				-					-					-	-		-
Samsung Electronics Philippines Corporation																	
Project Title: Cloud native AI Platform (TA#9908118-499-439)		-	2,879,800.01	2,879,800.01	-	1,201,800.00		-	1,201,800.00	-	1,201,800.00		-	1,201,800.00	1,678,000.01	-	-
PS			945,000.00	945,000.00		945,000.00			945,000.00		945,000.00			945,000.00	-		-
MOOE			1,934,800.01	1,934,800.01		256,800.00			256,800.00		256,800.00			256,800.00	1,678,000.01		-
CO				-	-				-					-	-		-
Grand award funded by the US Air Force through the Asian Office of Aerospace Research and Development, identified as Award No. FA2386-23-1-4112																	
Project Title: High-Pressure Tuning of Electronic and Magnetic States of 2D Compunds /Grant by the US Air Force, Award No. FA2386-23-1-4112 (TA#9908117-499-439)		-	2,143,200.10	2,143,200.10	-	191,520.00		-	191,520.00	-	191,520.00		-	191,520.00	1,951,680.10	-	-
PS			848,834.01	848,834.01		191,520.00			191,520.00		191,520.00			191,520.00	657,314.01		-
MOOE			1,114,366.09	1,114,366.09					-					-	1,114,366.09		-
CO			180,000.00	180,000.00					-					-	180,000.00		-
Korean National University of Education																	
Project Title: 2024 Teacher Training Program at UP Dillman (TA#9908123-499-439)		-	257,962.90	257,962.90	-	203,453.00	-	-	203,453.00	-	203,453.00	-	-	203,453.00	54,509.90	-	-
PS				-					-					-	-		-
MOOE			257,962.90	257,962.90		203,453.00			203,453.00		203,453.00			203,453.00	54,509.90		-
CO				-					-					-	-		-

STATEMENT OF APPROVED BUDGET, UTILIZATIONS, DISBURSEMENTS AND BALANCES FOR TRUST RECEIPTS
(for Implementing Agency use only)
As at the Quarter Ending 30 June 2025

FAR No. 6

Department : State University and Colleges
Agency/Entity : University of the Philippines System
Operating Unit : N/A
Organization Code (UACS) : 080080000000
Fund Cluster : 07 - Trust Receipts

	Inter Agency Fund Transfer
	Grants and Donations (Less than 12 months)





Source Agencies and Projects	UACS CODE	Approved Budget			Utilizations					Disbursements					Balances		
		Approved Budgeted Revenue/ Receipts	Adjustments (Additions, Reductions, Modifications/ Augmentations)	Adjusted Budgeted Revenue	1st Quarter Ending March 31	2nd Quarter Ending June 30	3rd Quarter Ending Sept. 30	4th Quarter Ending Dec. 31	Total	1st Quarter Ending March 31	2nd Quarter Ending June 30	3rd Quarter Ending Sept. 30	4th Quarter Ending Dec. 31	Total	Unutilized Budget	Unpaid Utilizations (10-19) = (17+18)	
																Due and Demandable	Not Yet Due and Demandable
1	2	3	4	5=[3+(-)4]	6	7	8	9	10=[6+7+8+9]	11	12	13	14	15=[11+12+13+14]	16=[5-10]	17	18
DOST PCIEERD																	
HEIRIT: Establishment of Social Innovation Laboratory and Business Inclusion (SILBI) Center: A DOST-supported Technology Business Incubation (TBI) at the University of the Philippines Baguio (UPB) (Year2)		803,754.43	826,978.79	1,630,733.22	-	822,196.35	-	-	822,196.35	-	582,077.82	-	-	582,077.82	808,536.87	176,698.23	63,420.30
PS				-					-					-	-		-
MOOE		803,754.43	826,978.79	1,630,733.22		822,196.35			822,196.35		582,077.82			582,077.82	808,536.87	176,698.23	63,420.30
CO				-					-					-	-		-
DENR - PENRO Baguio																	
ASSESSMENT OF BIOINVASION AND PROLIFERATION OF EXOTIC PLANT SPECIES IN CAMP JOHN HAY FOREST RESERVE IN BAGUIO CITY (YEAR 2)		460,000.00	74,000.00	534,000.00	460,000.00	74,000.00	-	-	534,000.00	360,244.00	63,428.00	-	-	423,672.00	-	110,328.00	-
PS				-					-					-	-		-
MOOE		460,000.00	74,000.00	534,000.00	460,000.00	74,000.00			534,000.00	360,244.00	63,428.00			423,672.00	-	110,328.00	-
CO				-					-					-	-		-

STATEMENT OF APPROVED BUDGET, UTILIZATIONS, DISBURSEMENTS AND BALANCES FOR TRUST RECEIPTS
(for Implementing Agency use only)
As at the Quarter Ending 30 June 2025

FAR No. 6

	Inter Agency Fund Transfer
	Grants and Donations (Less than 12 months)

Department : State University and Colleges
Agency/Entity : University of the Philippines System
Operating Unit : N/A
Organization Code (UACS) : 080080000000
Fund Cluster : 07 - Trust Receipts

Source Agencies and Projects	UACS CODE	Approved Budget			Utilizations					Disbursements					Balances		
		Approved Budgeted Revenue/ Receipts	Adjustments (Additions, Reductions, Modifications/ Augmentations)	Adjusted Budgeted Revenue	1st Quarter Ending March 31	2nd Quarter Ending June 30	3rd Quarter Ending Sept. 30	4th Quarter Ending Dec. 31	Total	1st Quarter Ending March 31	2nd Quarter Ending June 30	3rd Quarter Ending Sept. 30	4th Quarter Ending Dec. 31	Total	Unutilized Budget	Unpaid Utilizations (10-19) = (17+18)	
																Due and Demandable	Not Yet Due and Demandable
1	2	3	4	5=[3+(-)4]	6	7	8	9	10=[6+7+8+9]	11	12	13	14	15=[11+12+13+14]	16=(5-10)	17	18
Department of Science and Technology																	
Project Title : "The Effects of Storage and Processing on the Chemical and Biological Properties of Alocasia Macrorrhizos and Its Food Product "		3,518,864.00	-	3,518,864.00	-	151,635.00	-	-	151,635.00	-	151,635.00	-	-	151,635.00	3,367,229.00	-	-
PS		984,168.00		984,168.00		146,285.00			146,285.00		146,285.00			146,285.00	837,883.00		-
MOOE		939,696.00		939,696.00		5,350.00			5,350.00		5,350.00			5,350.00	934,346.00		-
CO		1,595,000.00		1,595,000.00	-				-					-	1,595,000.00		-
GRAND TOTAL		1,718,298,307.83	346,887,186.18	2,065,165,494.01	201,842,611.48	365,740,309.00	-	-	567,582,920.48	200,331,325.13	357,022,336.47	-	-	557,353,661.60	1,497,582,573.53	528,294.23	9,700,964.65
PS		245,429,422.35	85,318,746.72	330,748,169.07	28,366,353.76	78,127,683.81	-	-	106,494,037.57	28,366,353.76	77,159,109.31	-	-	105,525,463.07	224,254,131.50	241,268.00	727,306.50
MOOE		1,018,978,320.42	245,100,578.84	1,264,078,899.26	172,952,420.22	273,326,654.19	-	-	446,279,074.41	171,891,133.87	269,778,256.16	-	-	441,669,390.03	817,799,824.85	287,026.23	4,322,658.15
CO		453,890,565.07	16,447,860.62	470,338,425.69	523,837.50	14,285,971.00	-	-	14,809,808.50	73,837.50	10,084,971.00	-	-	10,158,808.50	455,528,617.19	-	4,651,000.00
Certified Correct:		Certified Correct:		Recommending Approval:		Approved By:											
																	
LEAH CENICIO		RONNIE B. PAGAL		NOREEN P. ESCULTURA		IRVYN Y. BALMORES											
SBO Chief Administrative Officer		Director, UPS Accounting Office		Director, UPS Budget Office		Vice President for Planning and Finance											
Date: _____		Date: _____		Date: _____		Date: _____											