

MONTHLY REPORT OF DISBURSEMENTS


FAR No. 4

For the month of December, 2018

Department : STATE UNIVERSITIES AND COLLEGES  
 Agency : UNIVERSITY OF THE PHILIPPINES SYSTEM  
 Operating Unit :  
 Organization Code (UACS) : 08-008-00-00000  
 Funding Source Code (as clustered) : 101,184  
 (e.g. Old Fund Code: 101,102,151)

PARTICULARS	CURRENT YEAR BUDGET					PRIOR YEAR'S BUDGET											SUB-TOTAL	TRUST LIABILITIES				GRAND TOTAL					Remarks	
	PS	MOOE	Fin. Exp	CO	TOTAL	PRIOR YEAR'S ACCOUNTS PAYABLE					CURRENT YEAR'S ACCOUNTS PAYABLE					TOTAL		PS	MOOE	CO	TOTAL	PS	MOOE	Fin. Exp	CO	TOTAL		
						PS	MOOE	Fin. Exp	CO	Sub-Total	PS	MOOE	Fin. Exp	CO	Sub-Total													16=(12+13+14+15)
1	2	3	4	5	6=(2+3+4+5)	7	8	9	10	11=(7+8+9+10)	12	13	14	15	16=(12+13+14+15)	17=(11+16)	18=(6+17)	19	20	21	22=(19+20+21)	23	24	25	26	27=(23+24+25+26)	28	
Notice of Cash Allocation (NCA) MDS Checks Issued																												
0000107217									100,000,000	100,000,000						100,000,000	100,000,000											Release from LDDAP
0000107218	744,512				744,512											744,512	744,512					744,512					744,512	TERMINAL LEAVE
0000107219	10,007,000				10,007,000											10,007,000	10,007,000					10,007,000					10,007,000	TERMINAL LEAVE
0000107220	2,689,343				2,689,343											2,689,343	2,689,343					2,689,343					2,689,343	TERMINAL LEAVE
0000107221	122,534				122,534											122,534	122,534					122,534					122,534	TERMINAL LEAVE
0000107222	1,817,468				1,817,468											1,817,468	1,817,468					1,817,468					1,817,468	TERMINAL LEAVE
0000107223	297,721				297,721											297,721	297,721					297,721					297,721	TERMINAL LEAVE
0000069116																		7,810,786				7,810,786		7,810,786			7,810,786	LRF
0000069117																		39,597,621				39,597,621		39,597,621			39,597,621	LRF
MDS Checks Issued	15,678,578				15,678,578				100,000,000	100,000,000						100,000,000	115,678,578		47,408,407		47,408,407	15,678,578	47,408,407		100,000,000	163,086,985		
Advice to Credit Account																												
NCA BMB-F-18-0027373									30,822,483	30,822,483						30,822,483	30,822,483									30,822,483	30,822,483	Release of LDDAP
NCA BMB-F-18-0027702									11,665,811	11,665,811						11,665,811	11,665,811									11,665,811	11,665,811	Release of LDDAP
NCA BMB-F-18-0027747									5,376,927	5,376,927						5,376,927	5,376,927									5,376,927	5,376,927	Release of LDDAP
Advice to Debit Account									47,865,221	47,865,221						47,865,221	47,865,221									47,865,221	47,865,221	
Working Fund (NCA issued to BT)																												
Tax Remittance Advices Issued (TRA)																												
December, 2018	72,252,007	6,729,852			78,981,859	93,388	1,932,540		14,259,186	16,285,114						16,285,114	95,266,973					72,345,395	8,662,392		14,259,186	95,266,973		
Cash Disbursement Ceiling (CDC)																												
Non-Cash Availment Authority (NCAA)																												
GRAND TOTAL	87,930,585	6,729,852			94,660,437	93,388	1,932,540		162,124,407	164,150,335						164,150,335	258,810,772		47,408,407		47,408,407	88,023,973	56,070,799		162,124,407	306,219,179		

SUMMARY:	Previous Report ( As of November )			This month (December)			As of Date			Previous Report			This month			As of Date												
	Total Disbursement Authorities Received	NCA	Working Fund	TRA	Less: Notice of Transfer Allocations (NTA)* issued	Total Disbursements Authorities Available	Less: Lapsed NCA	Disbursements *	Balance of Disbursements Authorities as of to date	Total Disbursements Program	Less: * Actual Disbursements (Over)/Under spending	Total Disbursements Program	Less: * Actual Disbursements (Over)/Under spending	Total Disbursements Program	Less: * Actual Disbursements (Over)/Under spending													
Total Disbursement Authorities Received																												
NCA																												
Working Fund																												
TRA																												
Less: Notice of Transfer Allocations (NTA)* issued																												
Total Disbursements Authorities Available																												
Less: Lapsed NCA																												
Disbursements *																												
Balance of Disbursements Authorities as of to date																												

Certified Correct:  
  
 Susan C. Sanchez  
 Director, UP System Accounting Office  
 Date: 15 January 2019

Approved By:  
  
 Asisato G. Florendo  
 Vice President for Planning and Finance  
 Date: JAN 15 2019

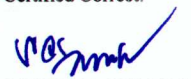
**MONTHLY REPORT OF DISBURSEMENTS**  
For the month of December, 2018

<b>Department: State Universities and Colleges (SUCs)</b>					<b>Agency: University of the Philippines System</b>										<b>Operating Unit: N/A</b>											
<b>Organization Code (UACS): 080080000000</b>					<b>Fund Cluster: 01 - Regular Agency Fund</b>										<b>Report Status: PENDING</b>											
PARTICULARS	CURRENT YEAR BUDGET					PRIOR YEAR'S BUDGET										SUB-TOTAL	TRUST LIABILITIES				GRAND TOTAL					REMARKS
	PS	MOOE	Fin. Exp	CO	TOTAL	PRIOR YEAR'S ACCOUNTS PAYABLE					CURRENT YEAR'S ACCOUNTS PAYABLE						PS	MOOE	CO	TOTAL	PS	MOOE	Fin. Exp	CO	TOTAL	
						7	8	9	10	11	12	13	14	15	16											

**Summary**

PARTICULARS	PREVIOUS REPORT	CURRENT MONTH	AS OF DATE
(1)	(2)	(3)	(4)
Total Disbursement Authorities Received			
NCA	16,870,970,975.00	210,952,206.00	17,081,923,181.00
Working Fund			
TRA	760,595,311.00	95,266,973.00	855,862,284.00
CDC			
NCAA			
Others (CDT, BTr Docs Stamp, etc.)			
Less: Notice of Transfer Allocations (NTA)* issued			
Total Disbursements Authorities Available	17,631,566,286.00	306,219,179.00	17,937,785,465.00
Less			
Lapsed NCA			
Disbursements		306,219,179.00	306,219,179.00
Balance of Disbursements Authorities as of to date	17,631,566,286.00		17,631,566,286.00
Total Disbursements Program	17,631,566,286.00	306,219,179.00	17,937,785,465.00
Less: * Actual Disbursements	17,631,566,286.00	306,219,179.00	17,937,785,465.00
(Over)/Under spending-			


Certified Correct:

  
SANCHEZ, SUSAN C.

Agency Chief Accountant

Date: 14/Jan/2019

Approved By:

  
Head of Agency or Authorized Representative

Date: